

August 18, 2022

TO: Legal Counsel

News Media

Salinas Californian

El Sol

Monterey County Herald

Monterey County Weekly

KION-TV

KSBW-TV/ABC Central Coast

KSMS/Entravision-TV

The next regular meeting of the **PERSONNEL, PENSION AND INVESTMENT COMMITTEE - COMMITTEE OF THE WHOLE** of the Salinas Valley Memorial Healthcare System will be held **TUESDAY, AUGUST 23, 2022, AT 12:00 P.M., IN THE CEO CONFERENCE ROOM, DOWNING RESOURCE CENTER, ROOMS A, B, & C, SALINAS VALLEY MEMORIAL HOSPITAL, 450 E. ROMIE LANE, SALINAS, CALIFORNIA, OR VIA TELECONFERENCE (Visit svmh.com/virtualboardmeeting for Access Information).**

Please note: Pursuant to SVMHS Board Resolution No. 2022-11, Assembly Bill 361, and guidance from the Monterey County Health Department in response to concerns regarding COVID-19, Board Members of Salinas Valley Memorial Healthcare System, a local health care district, are permitted to participate in this duly noticed public meeting via teleconference and certain requirements of The Brown Act are suspended.



Pete Delgado
President/Chief Executive Officer

Committee Members: Regina M. Gage, Chair; Richard Turner, Vice Chair; Pete Delgado, President/CEO; Augustine Lopez, CFO; Michelle Childs, Chief Human Resources Officer; Glenn Berry, MD, Medical Staff Member; Tony Redmond, Community Member

**PERSONNEL, PENSION AND INVESTMENTS COMMITTEE MEETING – AUGUST 2022
COMMITTEE OF THE WHOLE
SALINAS VALLEY MEMORIAL HEALTHCARE SYSTEM**

**TUESDAY, AUGUST 23, 2022
12:00 P.M. – DOWNING RESOURCE CENTER, ROOMS A, B & C
SALINAS VALLEY MEMORIAL HOSPITAL
450 E. ROMIE LANE, SALINAS, CALIFORNIA
OR BY PHONE OR VIDEO
(Visit svmh.com/virtualboardmeeting for Access Information)**

Pursuant to SVMHS Board Resolution No. 2022-11, Assembly Bill 361, and guidance from the Monterey County Health Department in response to concerns regarding COVID-19, Board Members of Salinas Valley Memorial Healthcare System, a local health care district, are permitted to participate in this duly noticed public meeting via teleconference and certain requirements of The Brown Act are suspended.

AGENDA

1. Approval of Minutes from the Personnel, Pension and Investment Committee Meeting of July 26, 2022 (DELGADO)
 - a) Motion/Second
 - b) Action by Committee/Roll Call Vote
2. Consider Recommendation for Board Approval of (i) Contract Terms and Conditions for a Hospitalist Professional Services Agreement for Nathaniel Uchtmann, MD and (ii) Terms and Conditions for Dr. Uchtmann’s COVID-19 Physician Loan Agreement (RADNER/CALLAHAN)
 - a. Staff Report
 - b. Committee Questions to Staff
 - c. Motion/Second
 - d. Public Comment
 - e. Committee Discussion/Deliberation
 - f. Action by Committee/Roll Call Vote
3. Consider Recommendation for Board Approval of (i) the Findings Supporting Recruitment of John Bonano, MD, (ii) the Contract Terms for Dr. Bonano’s Recruitment Agreement, and (iii) the Contract Terms for Dr. Bonano’s Orthopedic Surgery Professional Services Agreement (RADNER/CALLAHAN)
 - a. Staff Report
 - b. Committee Questions to Staff
 - c. Motion/Second
 - d. Public Comment
 - e. Committee Discussion/Deliberation
 - f. Action by Committee/Roll Call Vote
4. Human Resources (HR) Metrics (CHILDS)
5. Financial and Statistical Review (LOPEZ)

6. Public Input

This opportunity is provided for members of the public to make a brief statement, not to exceed three (3) minutes, on issues or concerns within the jurisdiction of this District Board which are not otherwise covered under an item on this agenda.

7. Adjournment

The September 2022 Personnel, Pension and Investment Committee Meeting is scheduled for **Monday, September 20, 2022 at 8:30 a.m.**

This Committee meeting may be attended by Board Members who do not sit on this Committee. In the event that a quorum of the entire Board is present, this Committee shall act as a Committee of the Whole. In either case, any item acted upon by the Committee or the Committee of the Whole will require consideration and action by the full Board of Directors as a prerequisite to its legal enactment.

The Committee packet is available at the Committee Meeting, at www.svmh.com, and in the Human Resources Department of the District. All items appearing on the agenda are subject to action by the Committee.

Requests for a disability related modification or accommodation, including auxiliary aids or services, in order to attend or participate in a meeting should be made to the Board Clerk during regular business hours at 831-755-0741. Notification received 48 hours before the meeting will enable the District to make reasonable accommodations.

**MINUTES OF THE JULY 2022
PERSONNEL, PENSION AND INVESTMENT COMMITTEE MEETING
COMMITTEE OF THE WHOLE
SALINAS VALLEY MEMORIAL HEALTHCARE SYSTEM**

**TUESDAY, JULY 26, 2022
12:00 P.M. – CEO CONFERENCE ROOM
SALINAS VALLEY MEMORIAL HOSPITAL
450 E. ROMIE LANE, SALINAS, CALIFORNIA
OR VIA TELECONFERENCE**

Pursuant to SVMHS Board Resolution No. 2022-10, Assembly Bill 361, and guidance from the Monterey County Health Department in response to concerns regarding COVID-19, Board Members of Salinas Valley Memorial Healthcare System, a local health care district, are permitted to participate in this duly noticed public meeting via teleconference and certain requirements of The Brown Act are suspended.

Committee Members Present: In person: Glenn Berry, MD, Michelle Childs, Pete Delgado, Augustine Lopez, Richard Turner, and Chair Regina Gage.

Committee Members Absent: Tony Redmond

Other Board Members Present, Constituting Committee of the Whole: Via Teleconference: Joel Hernandez Laguna

A quorum was present and the meeting was called to order at 12:00 p.m. by Director Gage, Committee Chair.

APPROVAL OF MINUTES FROM THE PERSONNEL, PENSION AND INVESTMENT COMMITTEE MEETING OF JUNE 21, 2022

Pete Delgado requested the Personnel, Pension and Investment Committee Meeting approve the minutes of June 21, 2022.

No public comment received.

MOTION: Upon motion by Committee member Delgado, second by Committee member Turner, the Personnel, Pension and Investment Committee meeting minutes of June 21, 2022 were approved.

Ayes: Berry, Childs, Delgado, Lopez, Turner and Chair Gage. Noes: None; Abstentions: None; Absent: Committee member Redmond; Motion Carried.

FINANCIAL AND STATISTICAL REVIEW

Augustine Lopez, CFO, provided a financial and statistical performance review for the month ending June 2022. This information was included in the Committee packet.

Key highlights of the financial summary for June 2022 were: (1) Income from operations was \$3.2M with an operating margin of 5.2%, (2) Net income was \$4.6M with a net income margin of 7.4%; (3) Inpatient gross revenues were above budget; (4) Emergency Department gross revenues were above budget; (5) Outpatient gross revenues were above budget; (6) Payor mix was unfavorable to the budget; (7) Total normalized net patient revenues were favorable to the budget; (8) Outpatient surgeries were below budget and inpatient surgeries were above budget; (9) Average daily census and total admissions were above

budget; (10) Total acute average length of stay (ALOS) Medicare traditional ALOS CMI adjusted was favorable; (11) Operating revenues were above expenses; (12) Days cash on hand was 343; days of net accounts receivable is 50.

Committee Discussion: While April and May were difficult, June was a strong month. Reserves are reviewed carefully. Workforce is a top concern, although our turn-over rate is lower than the national average.

ACTUARY'S PENSION VALUATION OF SVMHS'S DEFINED BENEFIT PENSION PLAN AS OF JANUARY 1, 2022

Augustine Lopez, Chief Financial Officer, reported that the independent actuarial firm for Salinas Valley Memorial Healthcare District Employees' Defined Benefit Pension Plan provides a comprehensive actuarial review to the Personnel, Pension and Investment Committee on an annual basis. Frank Slab of Lockton Retirement Services an Offering of Creative Planning, Eric Grant and Si Man Lei of Willis Towers Watson (WTW) presented an overview of the actuary's pension valuation of the Defined Benefit Pension Plan as of January 1, 2022.

The following areas were reviewed for the Committee:

- January 1, 2022 Valuation Results
 - Key Valuation Assumptions and Methods
 - Investment Return and Discount Rate: 6.5% per annum compounded annually
 - PubG-2010 Mortality Tables
 - Retirement at ages 50-70 based on 2019 Study of SVMH Experience (assumption does not significantly conflict with what would be reasonable based on review of recent experience)
 - Withdrawal rates based on 2019 Study of SVMH Experience
 - Salary Scale based on study performed in 2019
- Impact of Extra Contributions Made in Last Four Plan Years (December 2018 to 2021)
- Beyond 2021 Funded Status Projections
- Sensitivity of Pension Liability on Discount Rates
- 2022 PEPRA Contribution Rate
- Participant Statistics and Certification

The District has reduced the discount rate and investment return assumption over time, and has now adopted an assumed 6.0% asset return in 2022 and 6.5% thereafter. In summary, the financial position for the Plan has improved. The Committee reviewed the funded status of the Plan, examined the impact on plan liabilities at various discount rates and an industry comparison.

Frank Salb, Director of Investments, Lockton Retirement Services an offering of Creative Planning, commented that with market fluctuation, SVMHS is well funded and in an enviable position.

Committee Discussion: Leadership's conservative approach has been a benefit and the plan is in great shape. Compared to other institutions, SVMHS is above the national performance due to proactive measures. There are no penalty implications with overfunding. The future depends on portfolio performance. Remaining flexible is key in the current market.

CONSIDER RECOMMENDATION FOR BOARD APPROVAL TO FUND THE REQUIRED MINIMUM CONTRIBUTION TO THE SALINAS VALLEY MEMORIAL HEALTHCARE DISTRICT EMPLOYEES' PENSION PLAN FOR CALENDAR YEAR 2022

Augustine Lopez, Chief Financial Officer, reported on the recommendation for Board approval to fund the required minimum contribution of \$10,076, 466 to the Salinas Valley Memorial Healthcare District Employees' Pension Plan as per the January 1, 2022 Actuarial Valuation Report for calendar year 2022. This information was included in the Committee packet.

No public comment received.

MOTION: Upon motion by Committee member Lopez and second by Committee member Turner, the Personnel, Pension and Investment Committee recommends the SVMHS Board of Directors approve funding the required minimum contribution in the amount of \$10,076,466, for calendar Year 2022.

Ayes: Berry, Childs, Delgado, Lopez, Turner and Chair Gage. Noes: None; Abstentions: None; Absent: Committee member Redmond; Motion Carried.

PUBLIC INPUT

No public comment received.

ADJOURNMENT

There being no other business, the meeting was adjourned at 1:07 p.m. The August 2022 Personnel, Pension and Investment Committee Meeting is scheduled for **Tuesday, August 23, 2022, at 12:00 p.m.**

Regina M. Gage, Chair
Personnel, Pension and Investment Committee
/kmh

Board Paper: Personnel, Pension and Investment Committee

Agenda Item: **Consider Recommendation for Board Approval of (i) Contract Terms and Conditions for a Hospitalist Professional Services Agreement for Nathaniel Uchtmann, MD and (ii) Terms and Conditions for Dr. Uchtmann's COVID-19 Physician Loan Agreement**

Executive Sponsor: Allen Radner, MD, Chief Medical Officer
Stacey Callahan, Physician Services Coordinator

Date: August 10, 2022

Executive Summary

The hospitalist program for Salinas Valley Memorial Healthcare System (SVMHS) operates under Salinas Valley Medical Clinic (SVMC). The SVMC Hospitalist Program focuses on increasing patient satisfaction and referring-provider satisfaction, and improved retention of hospitalist physician staff. Due to the growth SVMHS has experienced in the adult daily census at the hospital, the need to recruit and retain hospitalists to the program remains a priority. In addition, due to the COVID-19 pandemic there is a shortage of and need for hospitalist physicians to cover the SVMHS service area. This shortage jeopardizes SVMHS' ability to provide necessary healthcare services to the inpatients at Salinas Valley Memorial Hospital. Furthermore, one of the current full-time hospitalists will be reducing to a per-diem schedule in November emphasizing the need for additional coverage.

The recommended physician, Dr. Nathaniel Uchtmann, MD received his Doctor of Medicine Degree at University of Illinois College of Medicine in 2013 then completed his Internal Medicine Residency University of Illinois College of Medicine at Peoria in 2017. Most recently, Dr. Uchtmann has been providing adult and pediatric hospitalist services at Natividad Medical Center. Dr. Uchtmann plans to join SVMC on a part-time basis in October.

Terms and Conditions of Agreements

1. **Hospitalist Professional Services Agreement** Essential Terms and Conditions:

- Professional Services Agreement (PSA) with Standard Terms and Conditions that provides W-2 reporting of physician compensation as an independent contractor
- Two (2) year term for the PSA
- Physician compensation for services under the PSA in the amount of \$149.96 per hour for the hours of 7am-7pm, and \$159.96 per hour for the hours of 7pm-7am
- Expectation of the fifteen (15) twelve (12) hour shifts per month and no less than one hundred eighty (180) twelve (12) hour shift per year
- Hospitalist shifts in excess of one hundred eighty (180) twelve (12) hour shifts per year, will be compensated at an additional \$70.00 per hour credited during each excess shift
- Full-Time Equivalent (FTE) Status: 0.6 FTE
- Eligible to participate in the Performance Incentive Program. Eligibility requirements of at least one thousand (1,000) hours worked during the measurement period and a current PSA at time of payment
- Access to SVMHS Health Plan. Physician premium is projected based on 15% of SVMHS cost
- Access to SVMHS 403(b) and 457 retirement plans. Five percent (5%) base contribution to 403b plan that vests after three (3) years. Based on federal contribution limits this contribution is capped at fifteen thousand two hundred fifty dollars (\$15,250.00) annually
- CME Stipend. One thousand two hundred dollars (\$1,200) annual stipend for Continuing Medical Education (CME)

- Professional Liability Coverage. Occurrence-based professional liability policy through BETA Healthcare Group.

2. **COVID-19 Physician Loan Agreement** Essential Terms and Conditions:

- CMS has issued blanket waivers of sanctions under the physician self-referral law for COVID-19 Purposes. These blanket waivers provide vital flexibility for physicians and providers in the fight against COVID-19. Pursuant to these COVID-19 Blanket Waivers, SVMHS is permitted to extend a loan in the amount of fifteen thousand dollars (\$15,000.00) to Dr. Uchtmann to secure his services as a Hospitalist with SVMC.
- The COVID-19 Physician Loan is secured by a personal promissory note for the full amount of the loan. The loan is forgiven over the period of two (2) years of service provided by Dr. Uchtmann to SVMHS as permitted under the CMS COVID-19 Blanket Waivers.

Meeting our Mission, Vision, Goals

Strategic Plan Alignment

The addition of Dr. Uchtmann to the SVMC Hospitalist program is aligned with SVMHS' strategic priorities for service, quality, finance and growth pillars. We continue to develop SVMC infrastructure that engages our physicians in a meaningful way, promotes efficiencies in care delivery and creates opportunities for expansion of services. This investment provides a platform for growth that can be developed to better meet the needs of the residents of our District by opening up access to care regardless of insurance coverage or ability to pay for services.

Pillar/Goal Alignment:

Service People Quality Finance Growth Community

Financial/Quality/Safety/Regulatory Implications

The compensation proposed in the PSA has been reviewed by HealthWorks, an independent valuation and compensation consulting firm, to confirm that the terms contemplated are both commercially reasonable and fair market value.

Recommendation

SVMHS Administration requests that the Personnel, Pension and Investment Committee recommend to the SVMHS Board of Directors approval of the following:

1. **The Contract Terms and Conditions of the Hospitalist Professional Services Agreement for Dr. Uchtmann as presented in this Board Paper.**
2. **The Contract Terms and Conditions of the COVID-19 Physician Loan Agreement for Dr. Uchtmann as presented in this Board Paper.**

Attachments

- Curriculum Vitae for Nathaniel Uchtmann, MD

NATHANIEL DAVID UCHTMANN

WORK, RESEARCH, AND VOLUNTEER EXPERIENCE

- **Pediatric and Internal Medicine Hospitalist:** 07/2017-03/2022
 - Sound Physicians, 1498 Pacific Avenue, Suite 400, Tacoma, Washington, 98402, Internal Medicine Hospitalist at Natividad Hospital (Part-Time, W-2 Employee, minimum of 7-night shifts/mo): (07/2019-03/2021)
 - US Acute Care Solutions (USACS), 4535 Dressler Rd NW, Canton, OH 44718, Internal Medicine Hospitalist at Watsonville Hospital (Part-Time, W-2 Employee): 05/2021-03/2022
 - VEP Healthcare, 1001 Galaxy Way #400, Concord, California, 94520, Internal Medicine Hospitalist at Watsonville Hospital (Part-Time, Independent Contractor): 09/2020-05/2021
 - Natividad Medical Center, 1441 Constitution Blvd Salinas, California, 93906
 - Pediatric Hospitalist (Part-Time, Independent Contractor): 07/2019-03/2022
 - Pediatric Hospitalist (Full-Time, Two 6-month blocks): 07/2017-12/2017 and 07/2018-12/2018)
 - Natividad Hospital Health Disparities Committee Member (02/2020-03/2022)
 - Natividad Hospital Code Committee Member (12/2020-03/2022)
 - Pediatric Clerkship Director for Touro University Medical Students (08/2018-12/2018)
 - UCSF Voluntary Clinical Professor of Pediatrics (02/2020-03/2022)
 - Echo Locum Tenens, 1301 Solana Blvd, Bldg 2, Suite 2200, Westlake, Texas, 76262, Internal Medicine Hospitalist (Part-Time, Independent Contractor): (11/2017-07/2019)
- **Attorney-New York State:** 05/2012-03/2022
 - New York State Bar Association, Member, 2012-2018; Environmental Law Section, Member, 2015-2018
- **Social Medicine Consortium:** 08/2019-03/2022
 - Founding Member and Chapter Representative of Monterey Chapter Campaign Against Racism
 - Uganda Social Medicine Consortium 2020 Uganda Conference Scientific Working Committee
- **International Society for Social Pediatrics and Child Health:** 08/2019-03/2022
 - Scientific Committee Member: Climate Change and Child Health Committee
- **Planetary Health Alliance:** 03/2019-03/2022
 - Partnerships Manager, Clinicians for Planetary Health
- **Teaching Assistant-Univ of IL College of Medicine, Department of Psychiatry, 1/4-time:** 05/2012-05/2013
 - Clerkship Orientation, Provision of Advice and Study Resources, Assisting with Oral Exam
- **Research Assistant-Univ of IL College of Vet Med, Dept of Comparative Biosciences, 1/4-time:** 09/2011-05/2012
 - Research and Writing Projects on Infectious Disease Surveillance & Global One Health Successes
- **Graduate Assistant-Univ of IL Institute of Government and Public Affairs, 1/4-time:** 08/2007-05/2009
 - International Comparative Health Policy and Federalism Research Projects
- **Legal Extern in Kenya at Ufadhili Trust and Independent Medico-Legal Unit:** 05/2006-07/2006
 - Collaborated on Kenyan Constitutional Reform Project and Drafted Overview on “History of Human Rights”
- **Volunteer in Kenya—Presbyterian Church (USA) Young Adult Volunteer Program:** 08/2003-08/2004
 - Biology Teacher at Musa Gitau Secondary and 6th Grade English Teacher at Musa Gitau Primary
 - University of Nairobi Basketball Team Member in the Kenya Basketball Federation
- **AmeriCorps—900 Hours of Community Service, Carbondale Middle School:** 08/2002-08/2003
 - Tutored/Mentored Middle School Students and Participated in Various Community Service Activities

EDUCATION

University of California San Francisco, 300 Frank H. Ogawa Plaza, Suite 520, Oakland, CA 94612

- Global Health Fellowship, HEAL Initiative (Health, Equity, Action, and Leadership), 07/2017-06/2019
 - Last Mile Health, Liberia (Two 6-month blocks: 01/2018-06/2018 and 01/2019-06/2019)

University of Illinois College of Medicine at Peoria, 1 Illini Dr, Peoria, Illinois, 61605

Internal Medicine-Pediatrics Residency, 07/2013-06/2017

- Global Rural Health Internal Medicine-Pediatrics Track
- International Elective in Morogoro, Tanzania, 05/2016 and 03/2017
 - St. Thomas Kilakala Clinic and Sokoine University of Agriculture, Volunteer

University of Illinois College of Medicine, 506 S Mathews Ave, Urbana, Illinois, 61801

Doctor of Medicine, 08/2007-05/2013; Medical Scholars Program, 08/2005-05/2013

- Global Health Reading Group, Illinois Program for Research in the Humanities, Participant, 2010-12
- Avicenna Community Health Center, Clinic Volunteer, 2011-12

University of Illinois Graduate College, U of I Career Center, 801 S Wright St, Champaign, Illinois, 61820

Master of Science in Natural Resources and Environmental Sciences, 08/2009-05/2011; GPA: 3.91

- Special Project Title: “A global *community* of life”? Exploring the perils and promise of “our” interconnections and interdependencies.

University of Illinois College of Law, 504 E Pennsylvania Ave, Champaign, Illinois, 61820

Juris Doctor, 08/2005-05/2008; GPA: 3.14

- Immigration Law Society, Volunteer, 2007
- Human Rights Clinic, Participant, 2007
 - Assisted Yaaku Tribe in Kenya with Overview Document on Legal Protections for Indigenous Languages
- Public Interest Law Foundation, Participant, 2006-07
- Law Students for Social Change, Member, 2006-07

Southern Illinois University, 1263 Lincoln Dr, Carbondale, Illinois, 62901

Bachelor of Arts in Biological Sciences, maxima cum laude, 08/1999-05/2003; GPA: 3.83

Minors in English and Chemistry

- Abundant Health Clinic, Volunteer, 2003; AIDS Walk, 2001 and 2002; Big Brothers/Big Sisters, 2002-03
- Ballet Class for Credit, 2001; Ballroom Dance Class for Credit, 2000; Ballroom Dance Club, 2000-03
- Gymnastics, 2001 and 2003; Intramural Basketball and Volleyball, 1999 and 2000

LEADERSHIP ROLES/AWARDS/HONORS

- Pleasant Hope School Foundation, Chairman, 2010-17
 - Health Camp Organizer in Kamangu, Kenya, 2010; School Development Coordination
- Department of Pediatrics Award in Pediatrics, 2013
- American Medical Student Association, President, 2010-12
- Agricultural, Consumer and Environmental Sciences Albert Hennrich Memorial Graduate Award, 2010-12
- Foreign Languages and Area Studies Fellowship Recipient for Swahili Study, 2008-11
- International Health Society—Founder of Re-Established Chapter and President, 2007-08
- University of Illinois College of Law, Lincoln Scholarship (Full Tuition), 2005-08
- University of Illinois College of Law, Honors in Advocacy, 2006; Honors in Legal Writing, 2005
- SIUC Chancellor’s Scholarship, 1999-2003; SIUC 25 Most Distinguished Seniors Award, 2003
- One of 5 Service to Southern Award Finalists (Highest Award for SIUC Seniors), 2003
 - Phi Beta Lambda, National Parliamentarian, 2000-01; Illinois Phi Beta Lambda, State President, 2001-02

PUBLICATIONS/PRESENTATIONS

- Etzel R, Ding J, Gil S, Githanga D, Goldhagen J, Gupta A, Mercer R, Mroueh S, Raman S, Rubio B, Spencer N, Uchtmann N, Waterston T. “Pediatric Societies’ Declaration on Responding to the Impact of Climate Change on Children”. *The Journal of Climate Change and Health*. 4 (2021), 100038.
- Uchtmann N, Herrmann JA, Hahn EC 3rd, Beasley VR. “Barriers to, Efforts in, and Optimization of Integrated One Health Surveillance: A Review and Synthesis”. *Ecohealth*. 2015 Jun; 12 (2): 368-84.
- Uchtmann, Nathaniel. “Water Issues from a Global, National, and Local Perspective”, September 19, 2011. *Global-e*, Volume 5. Available at: <http://global-ejournal.org/2011/09/19/water-issues-from-a-global-national-and-local-perspective/>
- “A global *community* of life”? Exploring the perils and promise of “our” interconnections and interdependencies. March, 2011 at American Physician Scientists Association Conference in Chicago, Illinois
- “Overview of Malaria”, World Malaria Day and International Health Society Year-End Event Presentation, 2008

Board Paper: Personnel, Pension and Investment Committee

Agenda Item: **Consider Recommendation for Board Approval of (i) the Findings Supporting Recruitment of John Bonano, MD, (ii) the Contract Terms for Dr. Bonano's Recruitment Agreement, and (iii) the Contract Terms for Dr. Bonano's Orthopedic Surgery Professional Services Agreement**

Executive Sponsor: Allen Radner, MD, Chief Medical Officer
Stacey Callahan, Physician Services Coordinator

Date: August 10, 2022

Executive Summary

In consultation with members of the medical staff, hospital executive management has identified the recruitment of a physician specializing in orthopedic surgery as a recruiting priority for the hospital's service area. Based on the Medical Staff Development Plan, completed by ECG Management Consultants in October 2019, the specialty of orthopedic surgery is recommended for recruitment. Additionally, one of the full-time Salinas Valley Medical Clinic (SVMC) orthopedic surgeons has relocated out of the State.

The recommended physician, John Bonano, MD received his Doctor of Medicine degree at the University of California, San Francisco in 2017 and completed his Orthopedic Surgery residency this summer at Stanford University. Dr. Bonano is currently an Adult Reconstruction Fellow at New England Baptist Hospital in Boston. Dr. Bonano is a native of Salinas and excited to return home to reestablish roots in the community. He plans to join SVMC after completing his training in the summer 2023.

Background/Situation/Rationale

The proposed physician recruitment requires the execution of two agreements:

1. **Professional Services Agreement** Essential Terms and Conditions:

- Professional Services Agreement (PSA) that provides W-2 relationship for IRS reporting requirements
- Two (2) year agreement
- Full-time: 1.0 Full-Time Equivalent (FTE)
- Base compensation of four hundred thousand fifty dollars (\$450,000) per year in addition to fair market value productivity income based on Medical Group Management Association (MGMA) Median for Western Region wRVU compensation
- Access to SVMHS Health Plan. Physician premium is projected based on 15% of SVMHS cost
- Access to SVMHS 403(b) and 457 retirement plans. SVMHS will make a 5% base contribution to the 403b plan that vests after 3 years. Based on federal contribution limits this contribution is capped at fifteen thousand two hundred fifty dollars (\$15,250) annually
- Four (4) weeks off for vacation
- One (1) week off for Continuing Medical Education (CME)
- Two thousand dollar (\$2,000) annual stipend for CME
- The physician will receive an occurrence based professional liability policy through BETA Healthcare Group

2. **Recruitment Agreement** Essential Terms and Conditions:

- Recruitment incentive of fifty-thousand dollars (\$50,000.00) which is structured as a forgivable loan over two years of service

Meeting our Mission, Vision, Goals

Strategic Plan Alignment:

The recruitment of Dr. Bonano is aligned with our strategic priorities for the growth and finance pillars. We continue to develop SVMC infrastructure that engages our physicians in a meaningful way, promotes efficiencies in care delivery and creates opportunities for expansion of services. This investment provides a platform for growth that can be developed to better meet the needs of the residents of our District by opening up access to care regardless of insurance coverage or ability to pay for services.

Pillar/Goal Alignment:

Service People Quality Finance Growth Community

Financial/Quality/Safety/Regulatory Implications

The addition of Dr. Bonano to SVMC has been identified as a need for recruitment while also providing additional coverage for the Salinas Valley Medical Clinic Orthopedics, Podiatry, Spine & Sports Medicine practice.

The compensation proposed in these agreements have been reviewed by independent valuation and compensation consulting firms to confirm that the terms contemplated are fair market value and commercially reasonable.

Recommendation

Administration requests that the Personnel, Pension and Investment Committee recommend to the SVMHS Board of Directors approval of the following:

- (i) **The Findings Supporting Recruitment of John Bonano, MD,**
 - **That the recruitment of an orthopedic surgeon to Salinas Valley Medical Clinic is in the best interest of the public health of the communities served by the District; and**
 - **That the recruitment benefits and incentives the hospital proposes for this recruitment are necessary in order to attract and relocate an appropriately qualified physician to practice in the communities served by the District;**
- (ii) **The Contract Terms of the Recruitment Agreement for Dr. Bonano; and**
- (iii) **The Contract Terms of the Orthopedic Surgery Professional Services Agreement for Dr. Bonano.**

Attachments

- (1) Curriculum Vitae – John Bonano, MD

John Carlo Bonano, M.D.

SURGICAL TRAINING

Fellow, Adult Reconstruction Surgery
New England Baptist Hospital, Boston, MA To start August 2022

Resident, Orthopaedic Surgery, PGY5
Department of Orthopaedic Surgery, Stanford University, Stanford, CA July 2017 – Present

EDUCATION

University of California, San Francisco June 2013 – June 2017
Medical Doctor (MD)

University of Arizona, Tucson Aug. 2008 – Dec. 2012
Bachelor of Science in Physiology, *Summa Cum Laude*
College of Medicine and Honors College
Phi Beta Kappa
Cumulative GPA - 3.927. Major GPA - 4.00

RESEARCH EXPERIENCE

Stanford, Department of Orthopaedic Surgery July 2017 – Present
Resident Research: Focus on total joint arthroplasty and hip preservation surgery

UCSF, Department of Orthopaedic Surgery June 2013 – June 2017
Clinical Researcher: Focus on total joint arthroplasty and spine surgery costs and clinical outcomes.

ATHLETICS

UCSF Recreational Basketball League Champions 2013 - 2017

UCSF School of Medicine NorCal Athletics Co-ed Soccer League 2013 – 2017

Student Athlete, University of Arizona Athletic Department 2009 - 2012

Place kicker/Kick-off specialist, Athletic Scholarship

Dedicate over 40 hours/week to practice, workouts, games and travel

Student Athlete, Palma High School, Salinas, CA 2004 - 2008

3-sport athlete in football, basketball, and track

LEADERSHIP AND VOLUNTEER ACTIVITIES

High School Football Coach and Mentor 2012 - Present
Provide field goal lessons, workout plans, and recruitment advice to local high school athletes

Special Olympics Coach • AP Giannini Middle School 2015 - 2017
Help coach students with moderate-severe disabilities participate in after-school sports

UCSF Race Medical Team 2016
Provide medical care and documented injuries using the RaceSafe app at local marathons and races

Alisal Health Academy • Alisal High School, Salinas, CA Fall 2015
Provide lesson plans and career counseling to underprivileged students
Developed a curriculum to encourage a continued partnership between UCSF medical students and Alisal High School

Palma High School Football Team Physician Shadowing Fall 2015
Evaluate sports injuries with team orthopaedic surgeon

UCSF Sports Medicine PlaySafe Volunteer Spring 2014

Provide annual physicals for high school athletes	
Salinas Valley Memorial Hospital	2009 – 2012
Assist nurses and physicians with patient care in the ER and with patient discharges	
Captain • University of Arizona Football	Fall 2012
Provide leadership and guidance for younger players in the program	
Represent team before games and in front of media	
CATS Community Service	2010-2012
Visit children at UMC Diamond Children’s Medical Center with the Arizona football team and give autographs and memorabilia	
Pi Kappa Phi Fraternity: Member	2009, 2010
Coordinator of <i>War of Roses</i> philanthropy for the PUSH America Foundation	
Organize week of events involving University of Arizona’s sorority programs	

HONORS AND AWARDS

Academic

- AAHKS 30th Annual Meeting Top 100 Poster Nov 2020
- AAOS Top 10 Adult Reconstruction Hip Posters 2016
- The National Society of Collegiate Scholars 2012
- Highest Distinction in General Scholarship, University of Arizona 2012
Summa Cum Laude
- Phi Beta Kappa Honors Society 2012
- National Merit Scholarship 2008 – 2011
- Palma High School Valedictorian 2008

Athletic

- University of Arizona Football All-Decade Team, *Arizona Daily Star* 2019
- Pac-12 Football Scholar-Athlete of the Year 2012
- Arizona Senior Football Scholar-Athlete Award 2012
- Capital One Academic All District Team 2012
- Pac-12 1st Team All-Academic Honors 2010-2012
- Pac 12 Special Teams Player of the Week Oct 2011, Nov 2012

PEER REVIEWED PUBLICATIONS

- **Bonano JC**, Bala A, Chen F, Amanatullah DF, Goodman SB. Notching of the Trunnion by a Constrained Acetabular Component Necessitating Femoral Component Revision: A Case Report. *Arthroplasty Today*. October 2021.
- **Bonano JC**, Aratani A, Sambare T, Goodman SB, Huddleston JH, Maloney W, Burke D, Finlay AK, Amanatullah DF. Perioperative Statin Use May Reduce Arrhythmia Rates After Total Joint Arthroplasty. *The Journal of Arthroplasty*. October 2021.
- **Bonano, JC**, Barrett, AA, Amanatullah, DF. Medial Unicompartmental Knee Arthroplasty with a Mobile-Bearing Implant. *JBJS Essent Surg Tech*. April 2021.
- **Bonano, JC**, Huddleston JI. Perioperative Medical and Surgical COVID-19 Issues: Keeping Surgeons, OR Teams, and Patients Safe. *The Journal of Arthroplasty*. February 2021.
- **Bonano JC**, Johannsen A, Mardones RM, Fithian A, Storaci MS, Tam K, Safran MR. The Effect of Resection Size in the Treatment of Cam Type Femoroacetabular Impingement in the Typical Hip Arthroscopy Patient: A Biomechanical Analysis. *American Journal of Sports Medicine*. October 2020.
- Goodnough LH, **Bonano JC**, Finlay AK, Aggarwal V, Huddleston JI, Maloney WJ, Goodman SB, Amanatullah DF. Selective Screw Fixation is Associated with Early Failure of Primary Acetabular Components for Aseptic Loosening. *Journal of Orthopaedic Research*. November 2020.
- Chona D, **Bonano JC**, Safran MR. Definitions of Return to Sport after Hip Arthroscopy: Are we speaking the same language and are we measuring the right outcome? *Orthopaedic Journal of Sports Medicine*. September 2020.

SUBMITTED PUBLICATIONS

- **Bonano JC**, Finlay AK, Amanatullah DF. Recommending Surgery Increases Total Joint Arthroplasty Patient Satisfaction. *JBJS*. (Submitted December 2021)
- **Bonano JC**, Jamero C, Segovia NA, Huddleston JI, Safran MR. Endoscopic Iliopsoas Lengthening for Treatment of Recalcitrant Iliopsoas Tendinitis After Total Hip Arthroplasty. *JAAOS* (Submitted November 2021)
- **Bonano JC**, Barrett A, Aggarwal VK, Chen F, Schirmers J, Finlay AK, Amanatullah DF. Supine Knee Positioning Does Not Interfere with Mobile Bearing Unicompartmental Knee Arthroplasty Performance. *The Knee*. (Submitted January 2022)

ABSTRACTS AND/OR PROCEEDINGS

- **Bonano JC**, Aratani A, Sambare T, Goodman SB, Huddleston JH, Maloney W, Burke D, Finlay AK, Amanatullah DF. The Effect of Perioperative Statin Use on Total Arrhythmia Rate in Total Joint Arthroplasty. CCRJ 2021. Orlando, FL.
- **Bonano JC**, Jamero C, Segovia N, Huddleston JI, Safran MR. Endoscopic Iliopsoas Lengthening for Treatment of Recalcitrant Iliopsoas Tendinitis After Total Hip Arthroplasty.
- **Bonano JC**, Aratani A, Sambare T, Goodman SB, Huddleston JH, Maloney W, Burke D, Finlay AK, Amanatullah DF. The Effect of Perioperative Statin Use on Total Arrhythmia Rate in Total Joint Arthroplasty. American Associate of Hip and Knee Surgeons Annual Meeting. Dallas, TX. November 2020.
- Goodnough LH, **Bonano JC**, Finlay AK, Aggarwal V, Huddleston JI, Maloney WJ, Goodman SB, Amanatullah DF. Selective Screw Fixation is Associated with Early Failure of Primary Acetabular Components for Aseptic Loosening. Western Orthopaedic Association 84th Annual Meeting. Maui, HI. August 2020.
- **Bonano JC**, Burch S, Berven SH, Deviren V, Tay B, Theologis AA. Economic impact of revision operations for adjacent segment disease of the cervical spine. 34th Annual Meeting of the North American Spine Society. Chicago, IL. September 2019.
- Bini SA, **Bonano JC**, Sawyer AJ, Southgate RD, Hansen EN, Vail TP. Mobile patient engagement platforms may help reduce 30-day readmission rates in arthroplasty patients. American Associate of Hip and Knee Surgeons Annual Meeting. Dallas, TX. November 2017.
- **Bonano JC**, Vail TP, Kuo A. Resource Utilization and Medicare Reimbursement for Conversion and Primary Total Hip Arthroplasty. American Academy of Orthopaedic Surgeons Annual Meeting. Orlando, FL. March 2016.

PROFESSIONAL SOCIETY MEMBERSHIPS

- | | |
|--|---------------------|
| • AAHKS – Arthroplasty Surgeon-In-Training Member | June 2017 - Present |
| • American Academy of Orthopaedic Surgeons – Resident member | June 2017 - Present |

INTERESTS

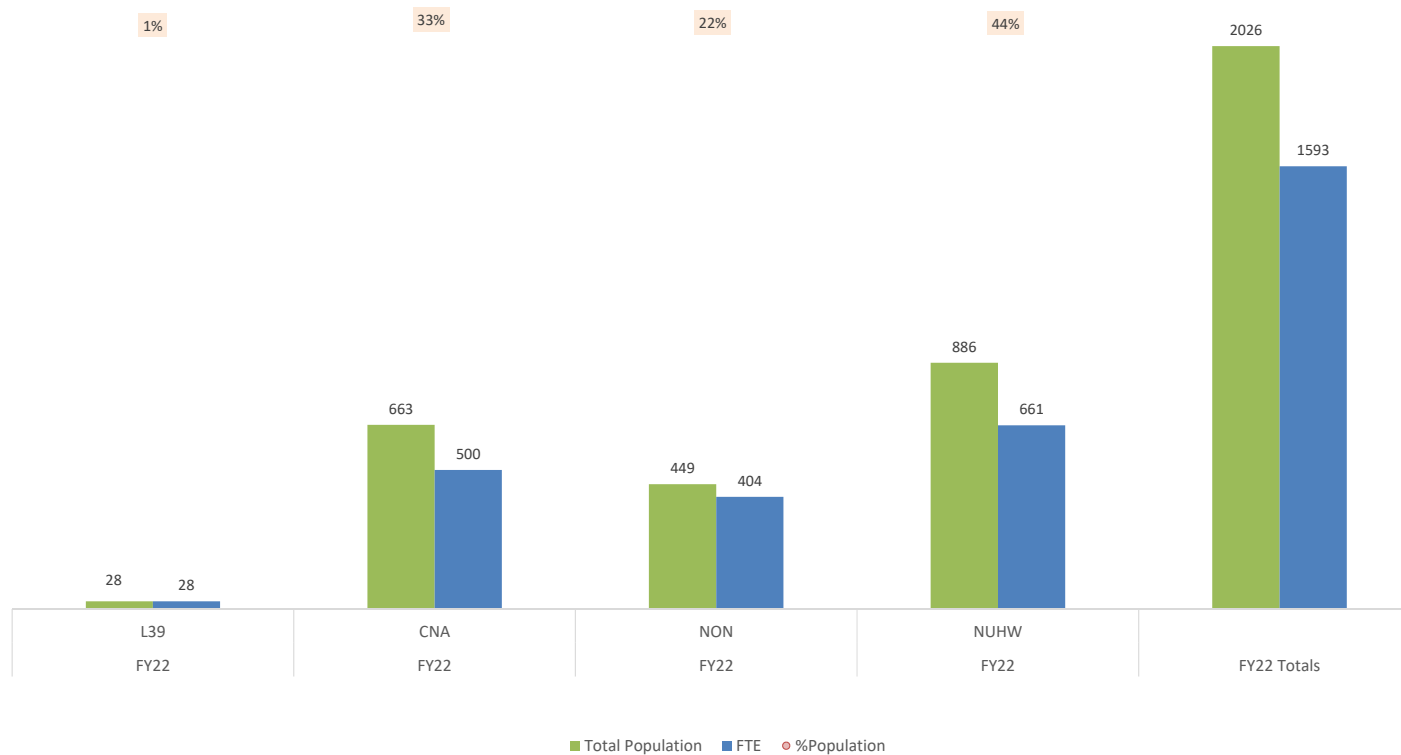
- Football, basketball, soccer, golf, fitness, nutrition, yoga, meditation, national parks, hiking, dogs



SVMH | HR Update FY22 Recap

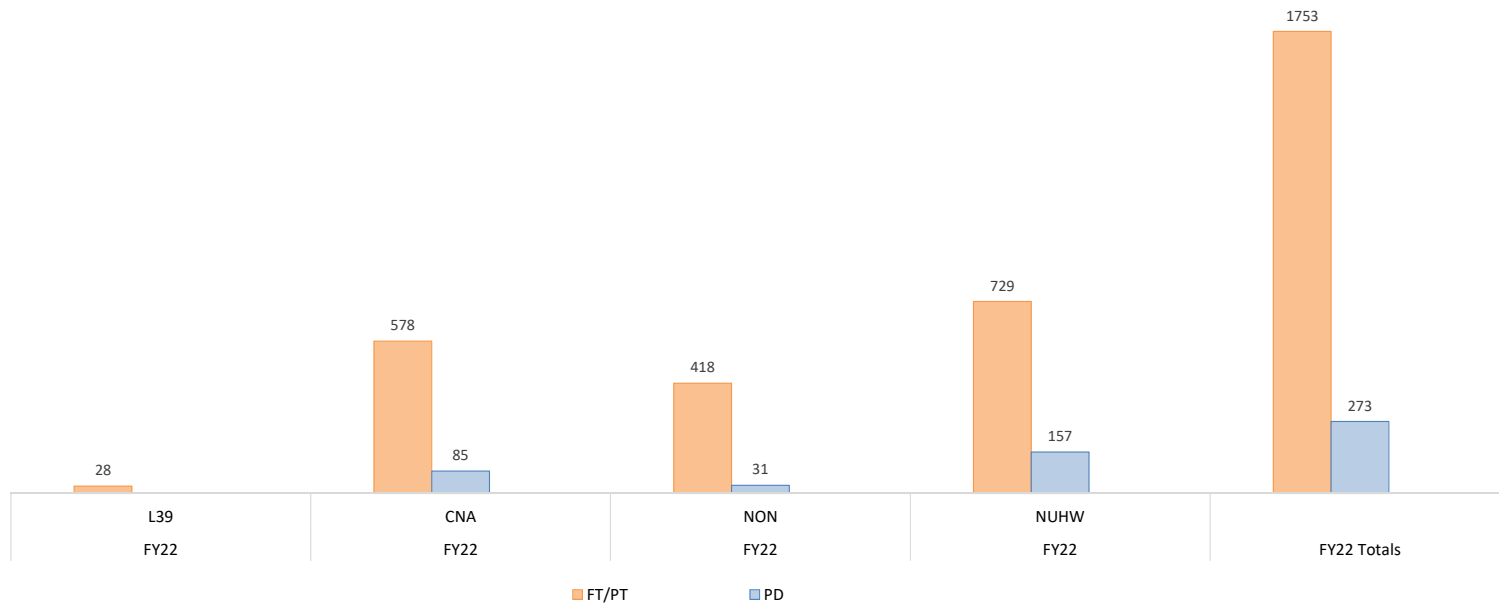


FY22 | Headcount + FTE



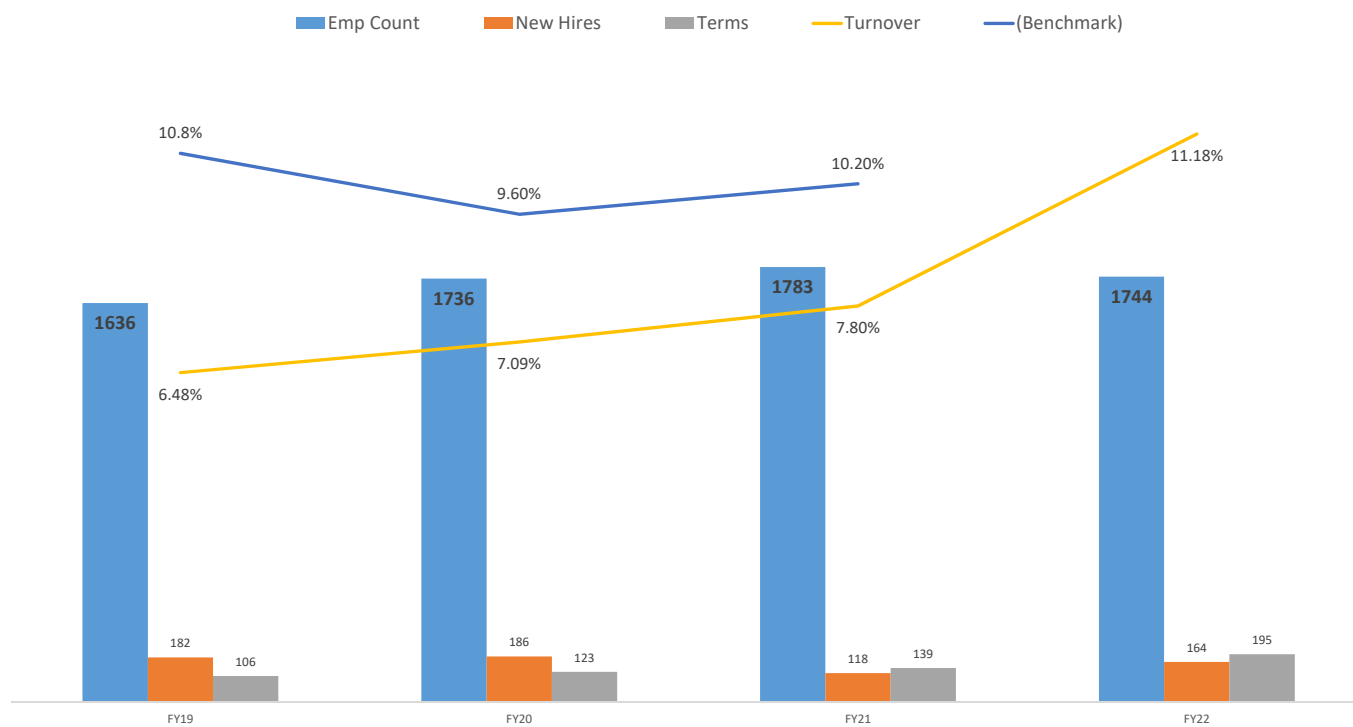


FY22 | Headcount + Type





FY22 | Overall Turnover (Benefited)

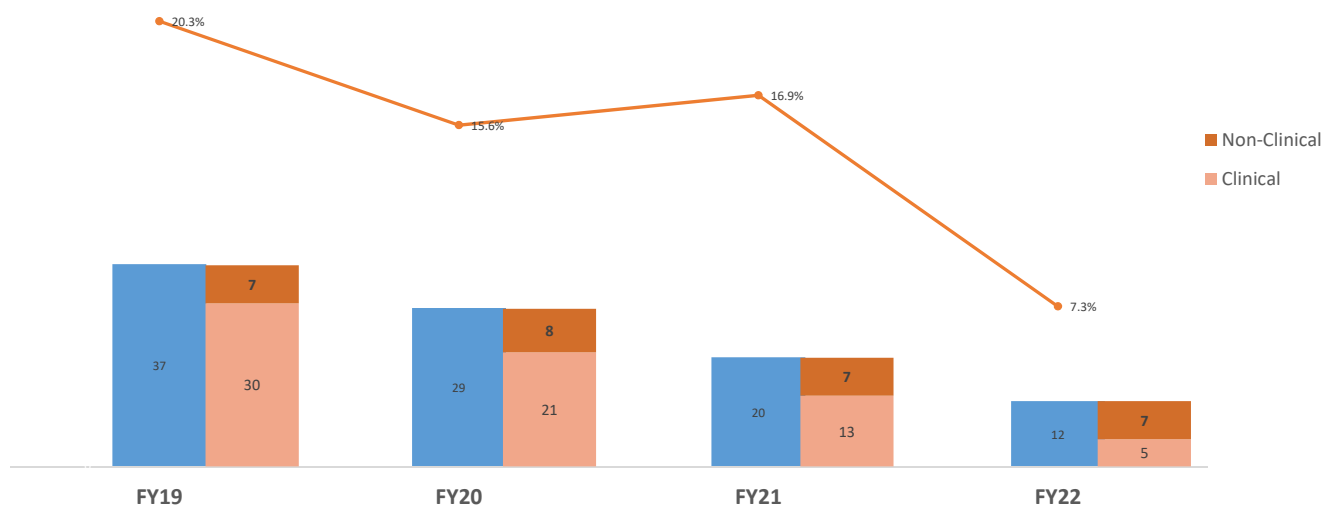




FY22 | First Year Turnover – EE Type (Benefited)

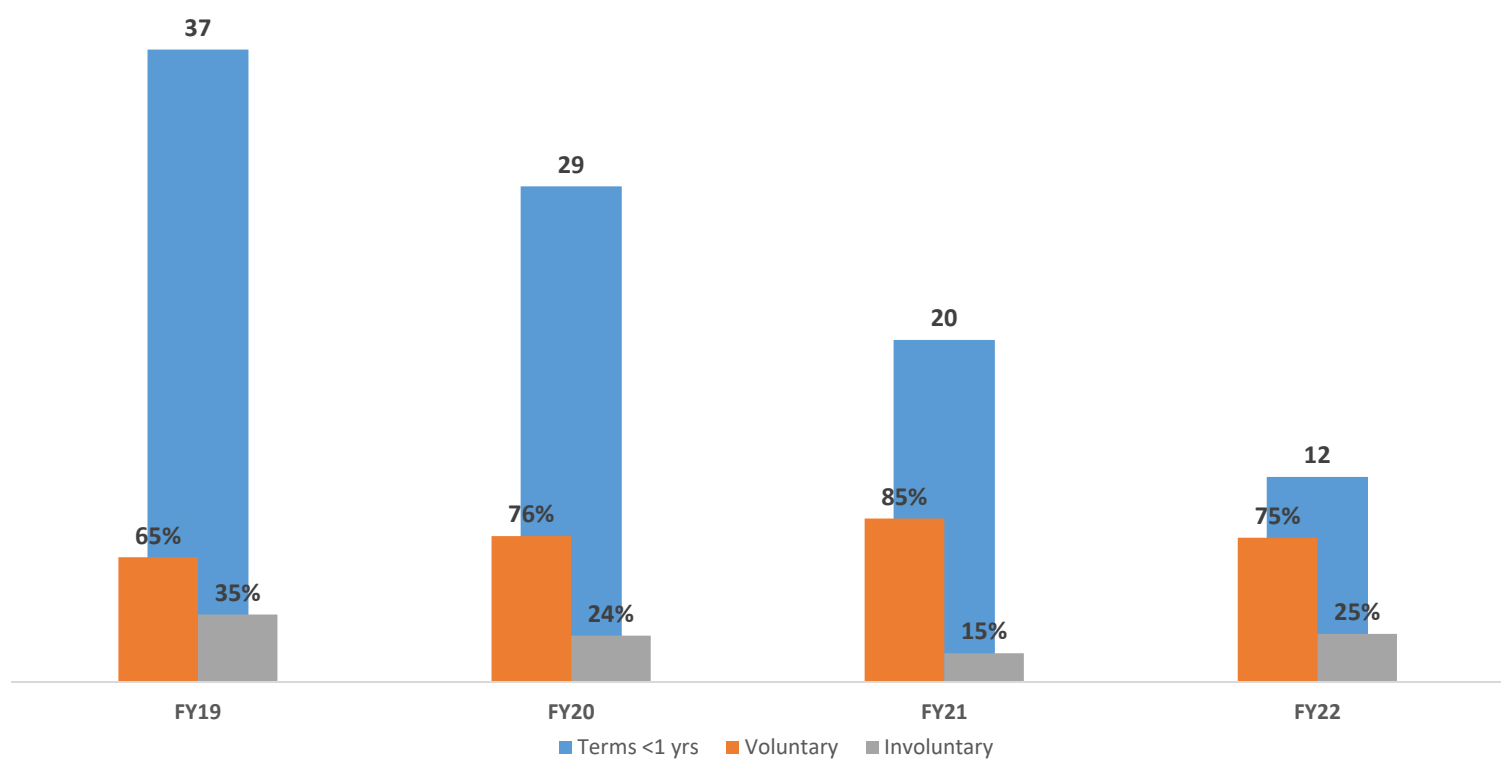
1st Year Turnover
Housewide Benefited

■ Term <1 yrs ● 1st Yr Turnover



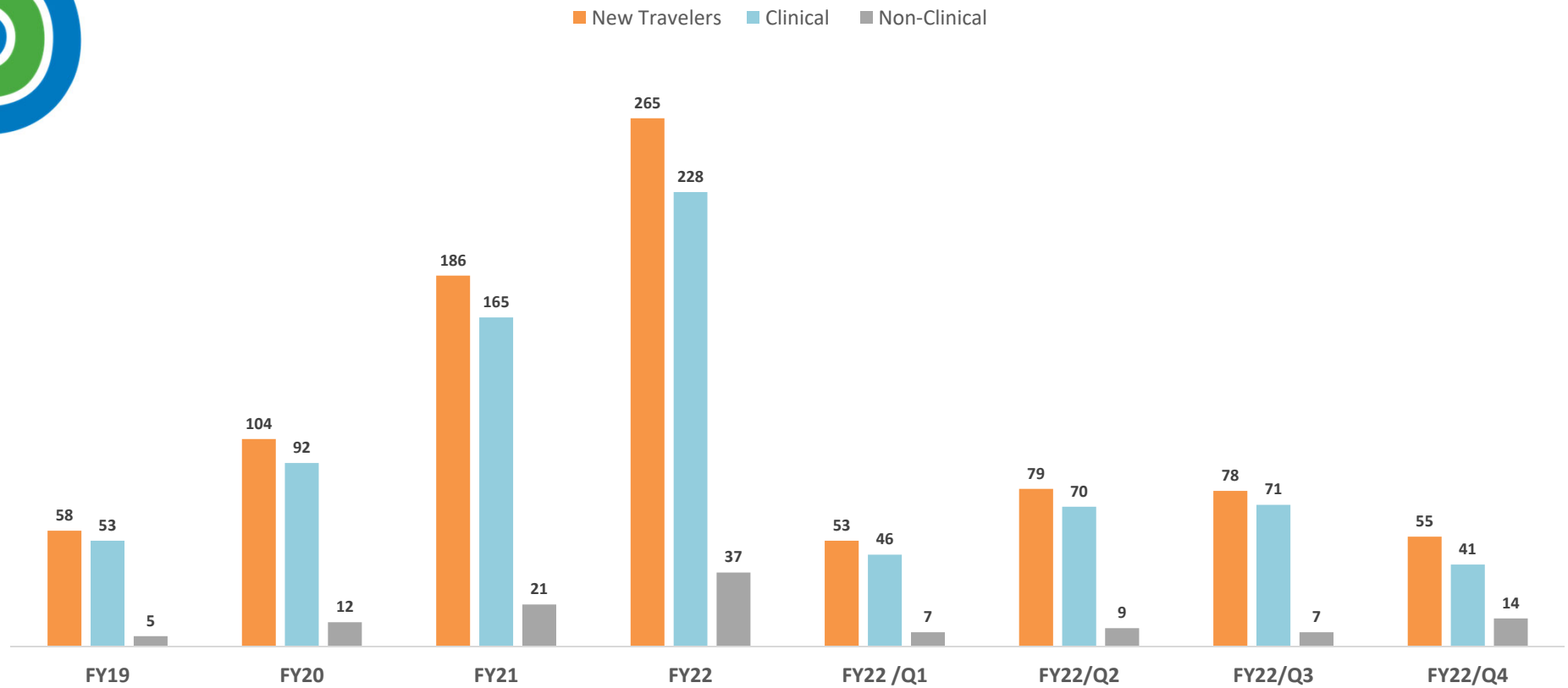


FY22 | First Year Turnover – Term Reason (Benefited)



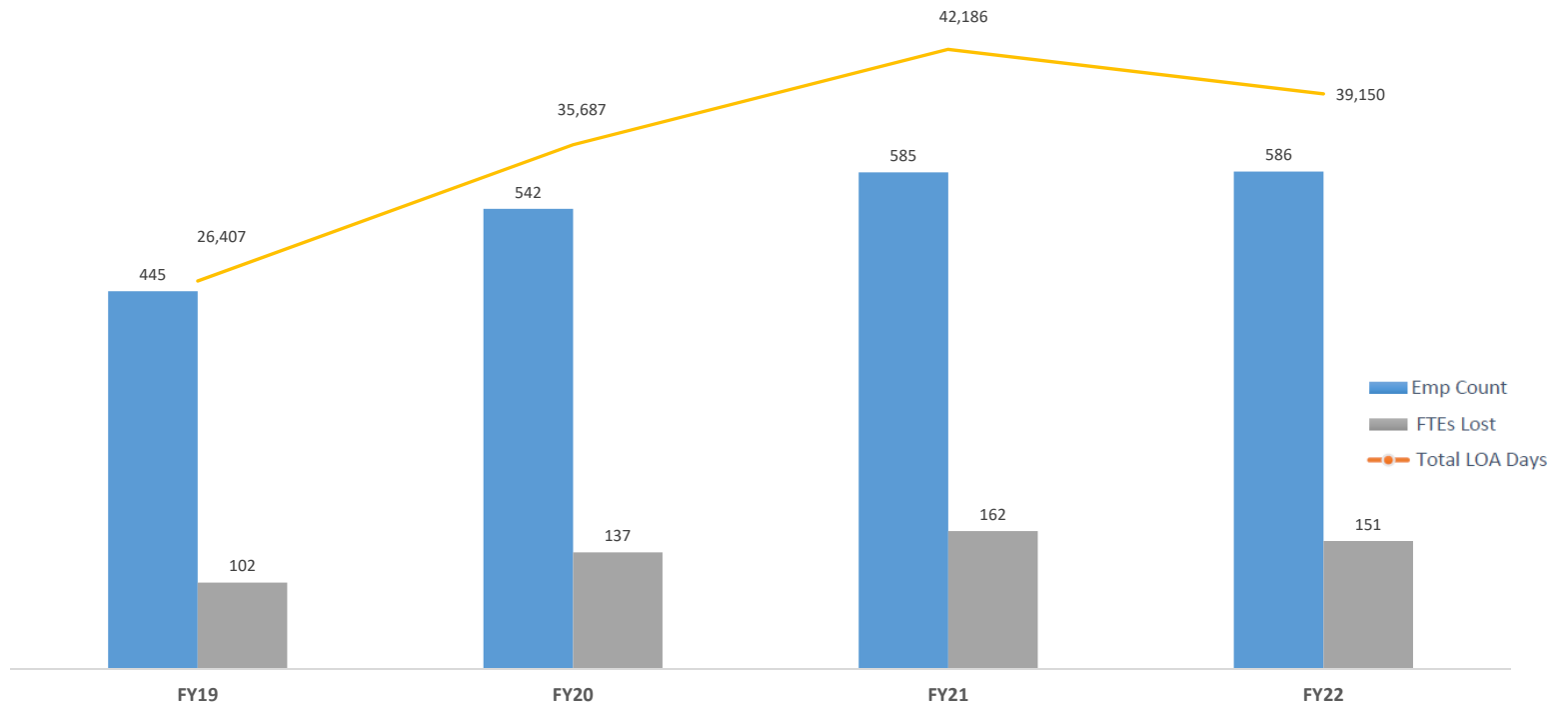


FY22 | Traveler Count



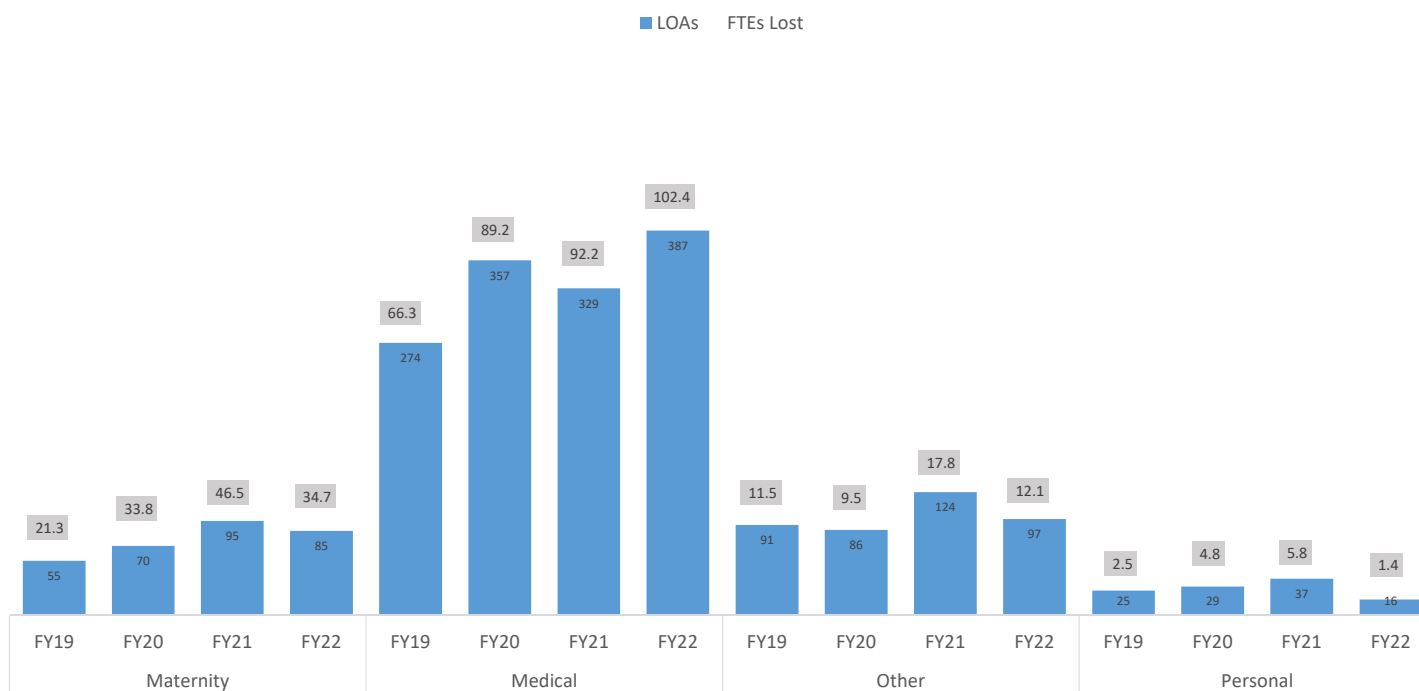


FY22 | Leaves - Unique + FTE Lost + Lost Days





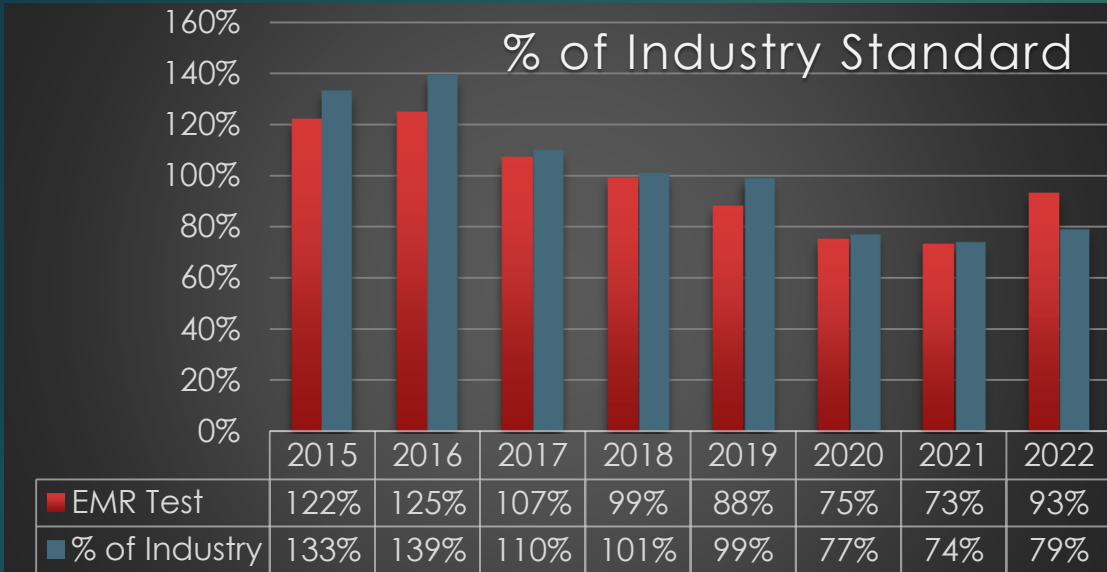
FY22 | Leaves - Unique + FTE Lost by Type



Worker's Compensation

Salinas Valley Memorial Healthcare System

WORKERS' COMPENSATION Estimated Experience Modification Projections

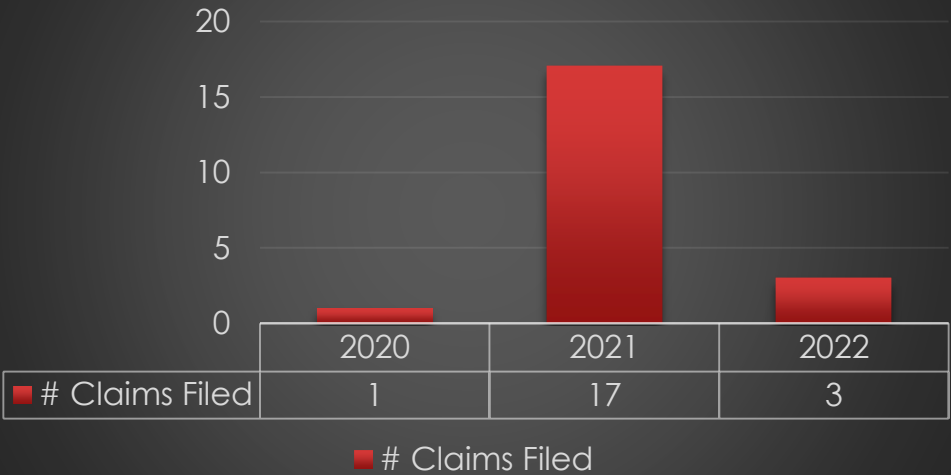


Experience Year	Fiscal Years	EMR Test	Total Losses	% of Industry Standard
2015	2011, 2012, 2013	122%	\$4,652,043	133%
2016	2012, 2013, 2014	125%	\$4,591,554	139%
2017	2013, 2014, 2015	107%	\$3,525,560	110%
2018	2014, 2015, 2016	99%	\$3,751,030	101%
2019	2015, 2016, 2017	88%	\$3,941,725	99%
2020	2016, 2017, 2018	75%	\$2,857,582	77%
2021	2017, 2018, 2019	73%	\$2,544,456	74%
2022	2018, 2019, 2020	93%	\$3,912,332	79%

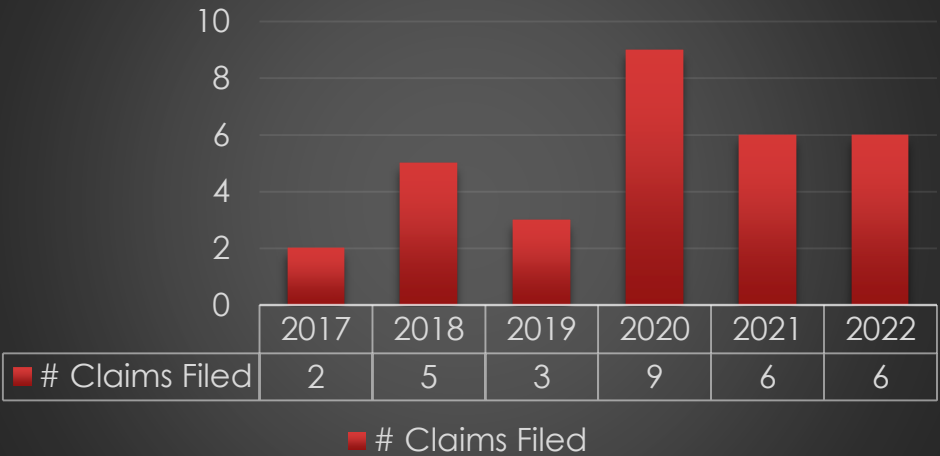
The top 3 claim types for dollars paid remained the same from FY 2017 – FY 2022

Top 3 Claim Types for Dollars paid
FY 2017 – FY 2022
Strain: Lift/Twist/Push/Pull
Cumulative Trauma
Slip/Fall

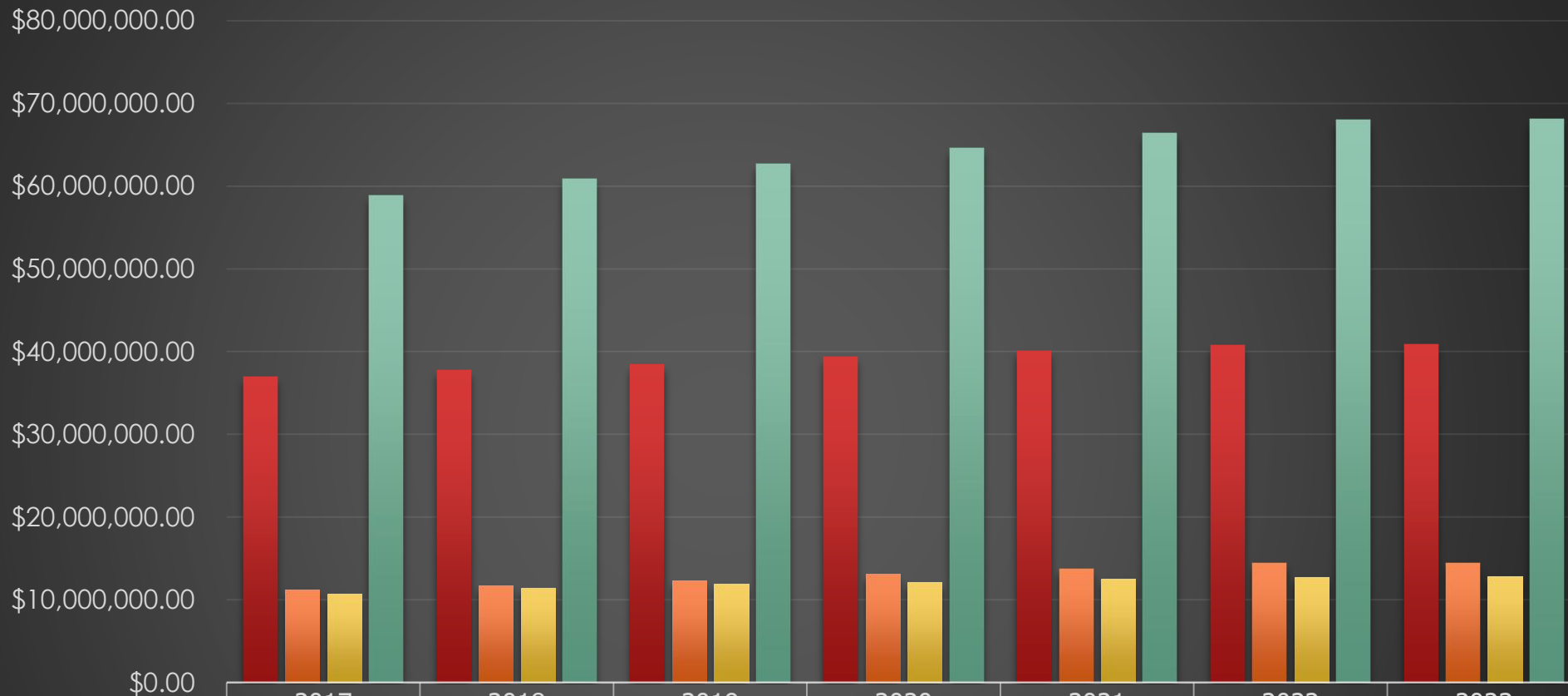
CLAIMS related to COVID by FY year:



Claims related to WPV by FY year:



Top 3 Highest Paid Causes



	2017	2018	2019	2020	2021	2022	2023
■ Strain: Lift/Twist/Push/Pull	\$36,970,975.13	\$37,707,071.56	\$38,451,642.21	\$39,358,298.09	\$40,106,150.86	\$40,783,718.22	\$40,829,789.92
■ Cumulative Trauma	\$11,215,356.99	\$11,700,788.23	\$12,313,169.67	\$13,083,012.91	\$13,690,901.62	\$14,423,875.26	\$14,466,621.74
■ Fall/Trip/Slip	\$10,696,767.61	\$11,448,358.12	\$11,920,815.33	\$12,136,273.18	\$12,549,964.86	\$12,767,118.36	\$12,795,377.72
■ Total	\$58,883,099.73	\$60,856,217.91	\$62,685,627.21	\$64,577,584.18	\$66,347,017.34	\$67,974,711.84	\$68,091,789.38

■ Strain: Lift/Twist/Push/Pull ■ Cumulative Trauma ■ Fall/Trip/Slip ■ Total

Top 3 Claims per FY (most reported)

FY 2017:	FY 2018:	FY 2019	FY 2020	FY 2021	FY 2022
Transferring Patients	Transferring Patients	Transferring Patients	Transferring Patients	Exposure/Disease	Exposure/Disease
Strain Misc.	Slip/Trip/Fall	Slip/Trip/Fall	Slip/Trip/Fall	Strain Misc.	Transferring Patients
CT upper	Cumulative Trauma	Cut by Sharp Object	Cumulative Trauma	Slip/Trip/Fall	Slip/Trip/Fall

Workplace Violence

Salinas Valley Memorial Healthcare System

3 Bears and the Reporting Process:

Starting July, 2017, Cal OSHA required all healthcare facilities report certain types of aggressive behavior:

- Use of physical force against an employee
- Use of a firearm or other dangerous weapon

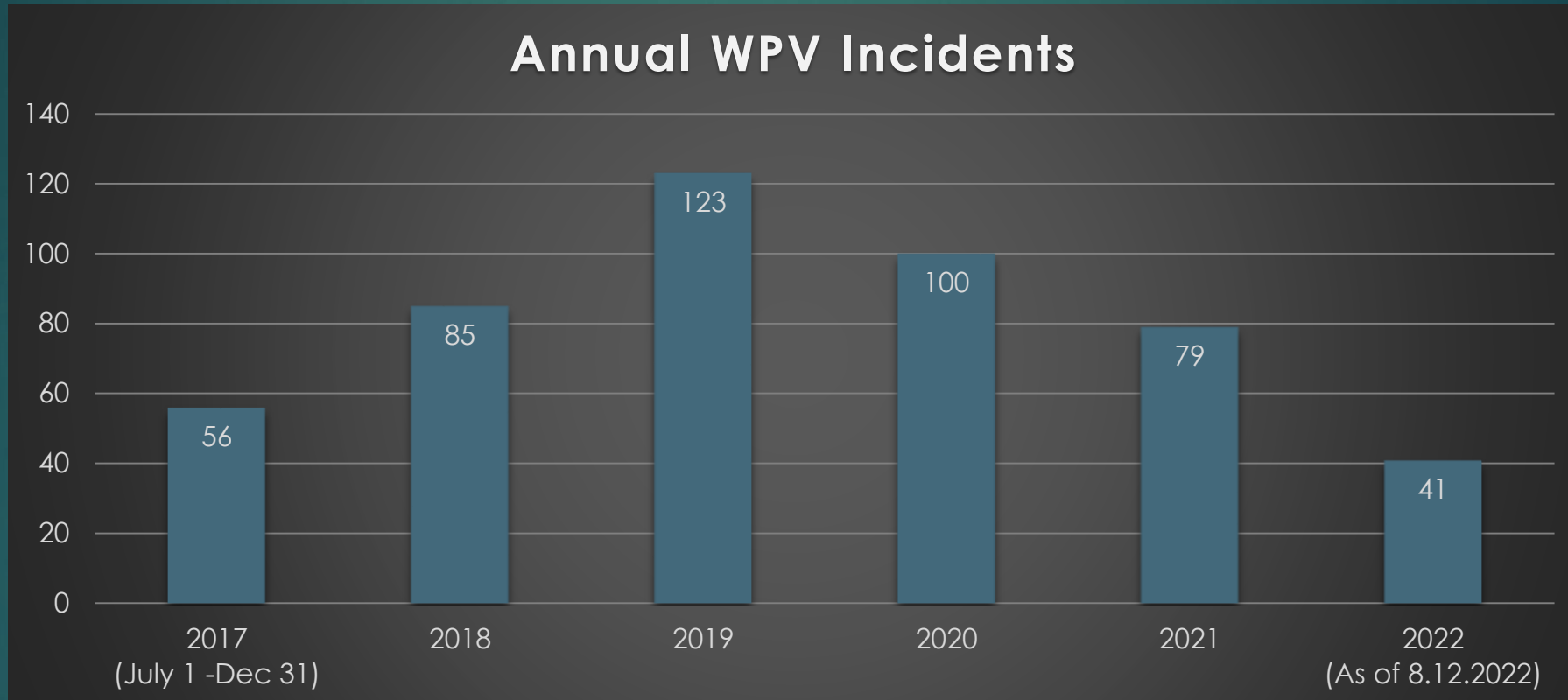


What you will normally see

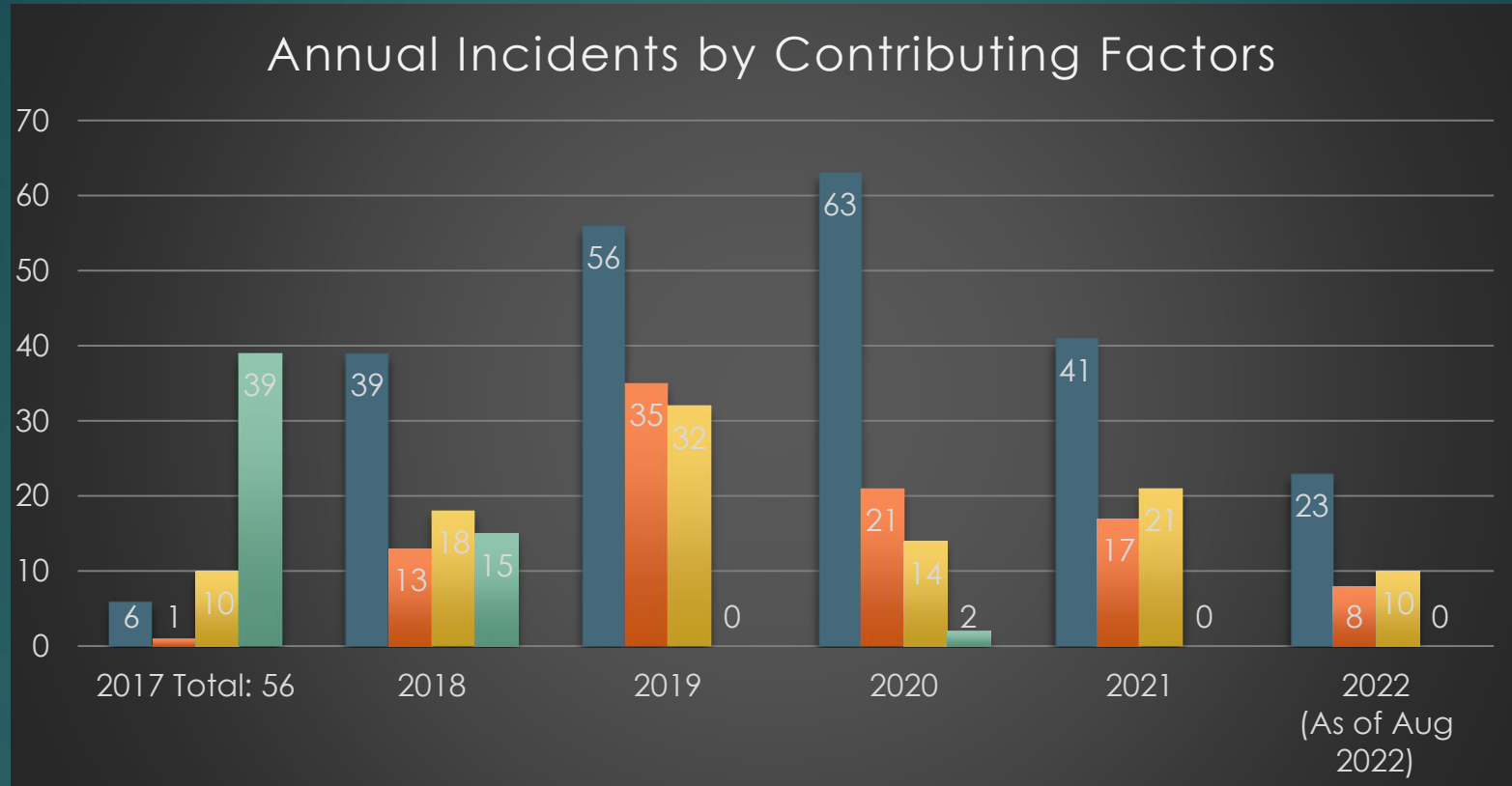
Go talk to the Charge Nurse

The Three Bear process implementation started in October 2018. A multidisciplinary team comprised of front line staff assisted in the development of the Three Bears. The purpose of this process is to alert staff if a patient (or someone accompanying the patient) has exhibited aggressive, or potentially aggressive behavior.

HISTORICAL WORKPLACE VIOLENCE INCIDENTS: TOTAL INCIDENTS PER YEAR

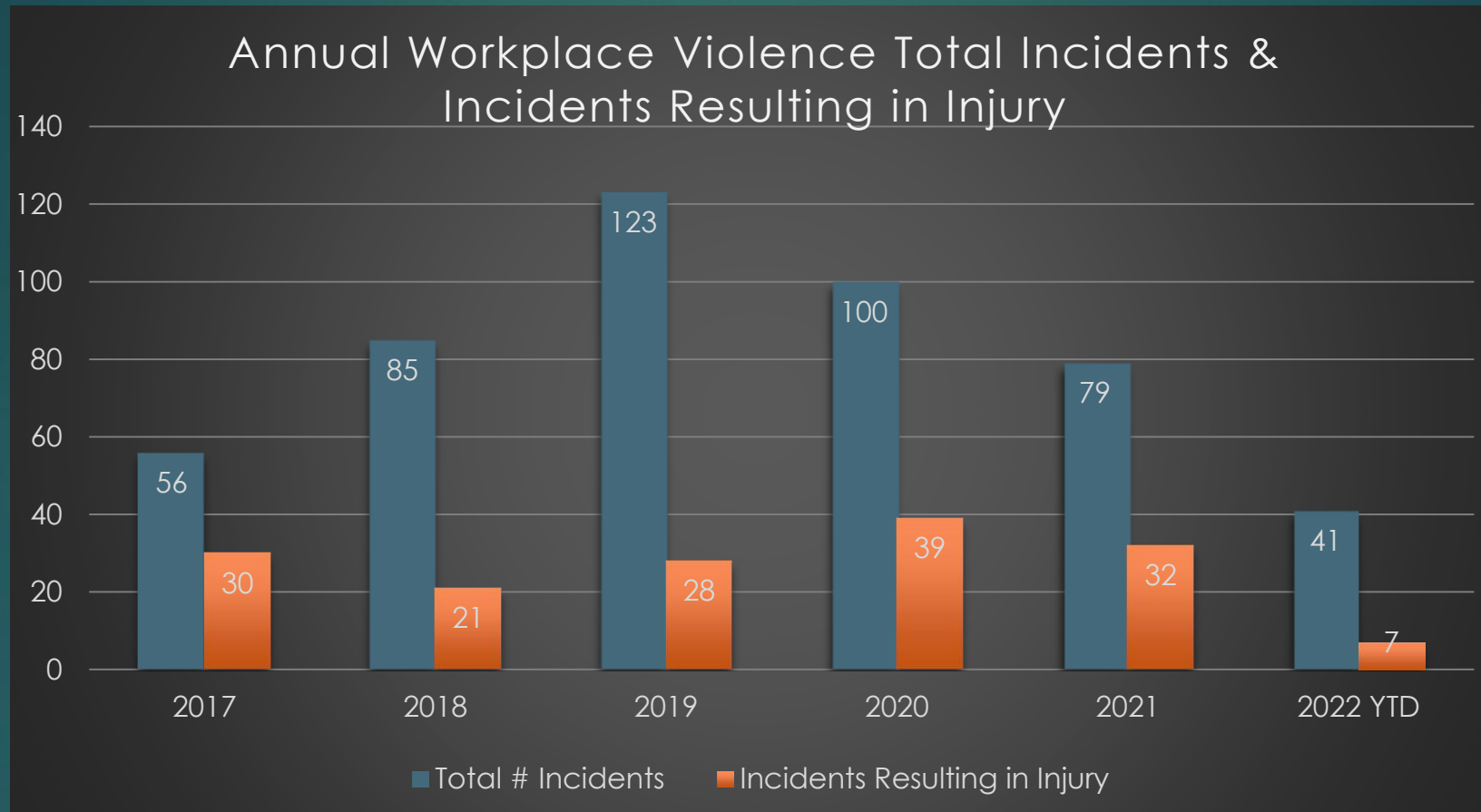


ANNUAL INCIDENTS BY CONTRIBUTING FACTORS

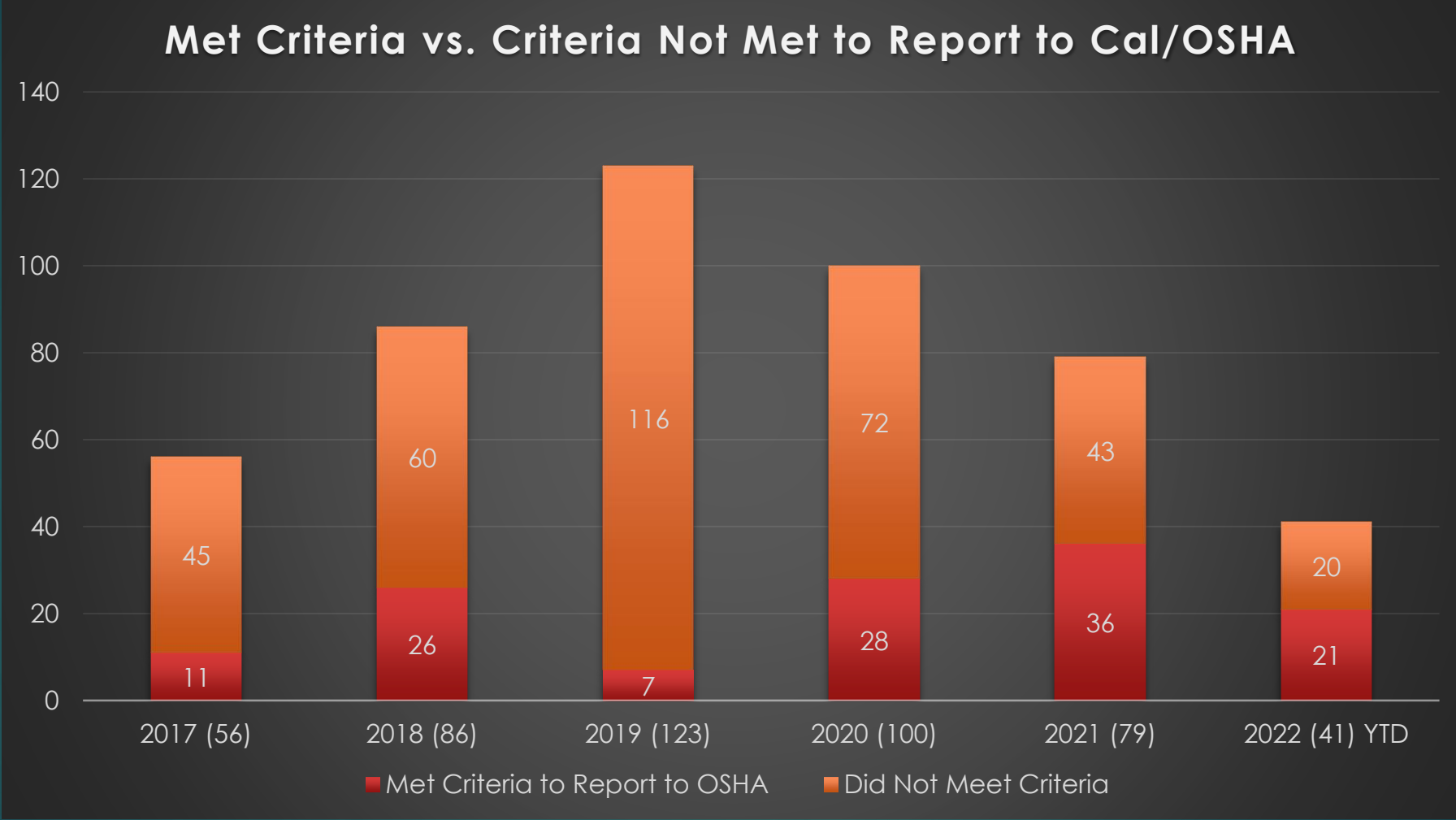


- **Altered Mentation:** (Mental Disability, Encephalopathy, Confused, Dementia, Disoriented, Agitation not related to substance abuse)
- **Substance Abuse:** CIWA, Drug Seeking, Alcoholic)
- **Aggressive Behaviors:** (Angry, agitation not related to #1 or #2)
- **Not Documented**

ANNUAL TOTAL # OF WPV INCIDENTS & INCIDENTS RESULTING IN INJURY



TOTAL INCIDENTS VS. REPORTED TO CAL/OSHA



Workplace Violence: Improvements

Suggestions & Changes:

- ① Portable phones for sitters
- ② “Three Bears”
- ③ CCTV (Video Surveillance upgrading)
- ④ New nurse call system with duress buttons
- ⑤ Review of “Three Bears” to identify ways to improve the process & add increased communication between all staff
- ⑥ Communication related to WPV events

How this helps:

- ① Sitters can call for assistance
- ② Notification to staff to ask what special precautions may be needed
- ③ To help Identify potential issues
- ④ Easier for staff to call for help
- ⑤ Help identify when additional precautions & tools are needed
- ⑥ Communication of specific incidents helps staff avoid reoccurrence of previous WPV events

Financial Performance Review

July 2022

Augustine Lopez
Chief Financial Officer



Consolidated Financial Summary

For the Month of July 2022 – No Normalizing Items

\$ in Millions	For the Month of July 2022				
			Variance fav (unfav)		
	Actual	Budget	\$VAR	%VAR	
Operating Revenue	\$ 52.9	\$ 57.2	\$ (4.3)	-7.5%	
Operating Expense	\$ 54.0	\$ 55.8	\$ 1.8	3.2%	
Income from Operations*	\$ (1.1)	\$ 1.4	\$ (2.5)	-178.6%	
Operating Margin %	-2.0%	2.4%	-4.4%	-183.33%	
Non Operating Income**	\$ 1.7	\$ 1.0	\$ 0.7	70.0%	
Net Income	\$ 0.6	\$ 2.4	\$ (1.8)	-75.0%	
Net Income Margin %	1.2%	4.1%	-2.9%	-70.7%	

Financial underperformance was driven by:

- Despite the Average Daily Census being 8% above budget at 124, Total Gross Revenues were on target
- The net revenue yield % for SVMH was 9% below budget due to:
 - Patient Acuity for all payers declined by 10% (Case Mix Index was 1.5)
 - Medicare patient acuity declined by 14% (Case Mix Index was 1.60 vs 1.86)
 - Commercial business was 5% lower than expected
 - AR increased mostly due to a slow down in Commercial insurance payments
- IP Surgical cases declined by 24% (44 cases)
- While Covid cases increased 90% over the prior month, most of the cases were governmental (88%)
- Increased patient volume and staff shortage required higher than expected Contract Labor and overtime utilization
- Overall Labor Productivity efficiency was favorable by 9% (47 FTEs)

SVMH Financial Highlights July 2022

Gross Revenues were Unfavorable


- **Gross Revenues** were 0.2 % favorable to budget
- **IP gross revenues** were 1.4% unfavorable to budget
- **ED gross revenues** were 0.4% below budget
- **OP gross revenues** were 1.9% favorable to budget in the following areas:
 - Infusion Therapy
 - Radiology
 - Other OP Pharmacy

- **Commercial:** 5% below budget
- **Medicaid:** 2% above budget
- **Medicare:** 2% above budget

Payor Mix – unfavorable to budget

Total Normalized Net Patient Revenues were \$44.2M, which was Unfavorable to budget by \$4.2M or 8.8%

Financial Summary – July 2022



1) Higher than expected Inpatient business:

- Average daily census was at 124, 8% above budget of 115

2) Total admissions were 7% (64 admits) above budget

- ER admissions were 10% above budget (66 admits)

3) ER Outpatient visits were above budget by 10% at 5,152

4) Higher than expected Outpatient business:

- Predominantly due to higher than budgeted volumes in Infusion Therapy, Radiology, and Other OP Pharmacy

5) Covid cases increased to 78 cases, an increase of 90% over prior month



6) Medicare Traditional ALOS CMI adjusted was 1% unfavorable at 2.36 days with a Case Mix Index of 1.6

7) OP Observation cases were 6% (9 cases) higher than budget at 160

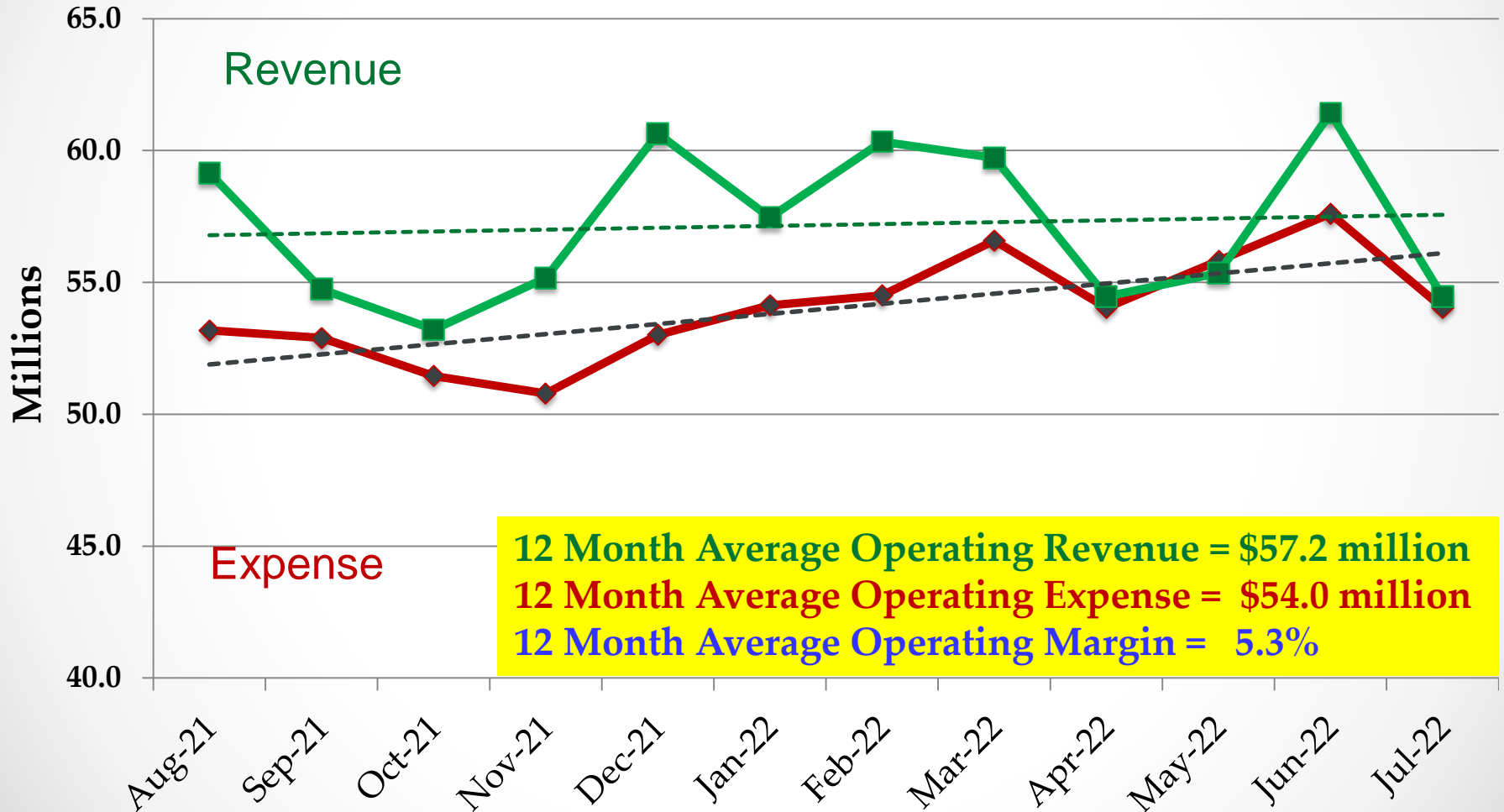
8) Outpatient Surgeries were 2% (5 cases) below budget at 239

9) Deliveries were 9% (13 deliveries) below budget at 126



SVMHS Operating Revenues & Expenses (Normalized)

Rolling 12 Months: Aug 21 to July 22



SVMHS Key Financial Indicators

Statistic	YTD	SVMHS		S&P A+ Rated		YTD	
	Jun-22	Target	+/-	Hospitals	+/-	Jun-21	+/-
Operating Margin*	-2.0%	9.0%		4.0%		5.3%	
Total Margin*	1.2%	10.8%		6.6%		7.5%	
EBITDA Margin**	2.4%	13.4%		13.6%		9.6%	
Days of Cash*	344	305		249		373	
Days of Accounts Payable*	50	45		-		47	
Days of Net Accounts Receivable*	52	45		49		45	
Supply Expense as % NPR	13.1%	15.0%		-		12.6%	
SWB Expense as % NPR	57.2%	53.0%		53.7%		52.5%	
Operating Expense per APD*	5,896	4,992		-		6,241	

*These metrics have been adjusted for normalizing items

**Metric based on Operating Income (consistent with industry standard)

***Metric based on 90 days average net revenue (consistent with industry standard)

Days of Cash and Accounts Payable metrics have been adjusted to **exclude** accelerated insurance payments (COVID-19 assistance)

QUESTIONS / COMMENTS

SALINAS VALLEY MEMORIAL HOSPITAL
SUMMARY INCOME STATEMENT
July 31, 2022

	<u>Month of July,</u>		<u>One months ended July 31,</u>	
	<u>current year</u>	<u>prior year</u>	<u>current year</u>	<u>prior year</u>
Operating revenue:				
Net patient revenue	\$ 44,168,855	\$ 47,519,822	\$ 44,168,855	\$ 47,519,822
Other operating revenue	696,153	1,245,084	696,153	1,245,084
Total operating revenue	<u>44,865,008</u>	<u>48,764,906</u>	<u>44,865,008</u>	<u>48,764,906</u>
Total operating expenses	42,835,248	40,826,045	42,835,248	40,826,045
Total non-operating income	<u>1,394,589</u>	<u>(2,578,712)</u>	<u>1,394,589</u>	<u>(2,578,712)</u>
Operating and non-operating income	<u>\$ 3,424,348</u>	<u>\$ 5,360,149</u>	<u>\$ 3,424,348</u>	<u>\$ 5,360,149</u>

SALINAS VALLEY MEMORIAL HOSPITAL
 BALANCE SHEETS
 July 31, 2022

	<u>Current year</u>	<u>Prior year</u>
ASSETS:		
Current assets	\$ 399,452,426	\$ 422,859,066
Assets whose use is limited or restricted by board	150,567,841	144,688,118
Capital assets	238,053,956	243,431,852
Other assets	177,370,372	187,481,770
Deferred pension outflows	<u>95,401,205</u>	<u>50,119,236</u>
	<u>\$ 1,060,845,800</u>	<u>\$ 1,048,580,042</u>
LIABILITIES AND EQUITY:		
Current liabilities	107,390,583	134,723,701
Long term liabilities	14,058,922	14,556,513
	76,126,944	83,585,120
Net assets	<u>863,269,351</u>	<u>815,714,708</u>
	<u>\$ 1,060,845,800</u>	<u>\$ 1,048,580,042</u>

**SALINAS VALLEY MEMORIAL HOSPITAL
SCHEDULES OF NET PATIENT REVENUE
July 31, 2022**

	Month of July,		One months ended July 31,	
	current year	prior year	current year	prior year
Patient days:				
By payer:				
Medicare	1,866	1,567	1,866	1,567
Medi-Cal	1,089	958	1,089	958
Commercial insurance	778	704	778	704
Other patient	110	147	110	147
Total patient days	3,843	3,376	3,843	3,376
 Gross revenue:				
Medicare	\$ 93,763,439	\$ 89,809,744	\$ 93,763,439	\$ 89,809,744
Medi-Cal	58,830,312	56,235,627	58,830,312	56,235,627
Commercial insurance	49,093,605	52,117,669	49,093,605	52,117,669
Other patient	8,343,764	9,707,313	8,343,764	9,707,313
Gross revenue	210,031,120	207,870,353	210,031,120	207,870,353
 Deductions from revenue:				
Administrative adjustment	57,364	197,088	57,364	197,088
Charity care	795,550	879,629	795,550	879,629
Contractual adjustments:				
Medicare outpatient	29,511,945	28,185,083	29,511,945	28,185,083
Medicare inpatient	43,300,678	37,164,021	43,300,678	37,164,021
Medi-Cal traditional outpatient	3,197,831	2,295,188	3,197,831	2,295,188
Medi-Cal traditional inpatient	5,096,919	4,807,415	5,096,919	4,807,415
Medi-Cal managed care outpatient	23,132,061	23,374,131	23,132,061	23,374,131
Medi-Cal managed care inpatient	21,656,267	21,984,385	21,656,267	21,984,385
Commercial insurance outpatient	16,341,866	17,673,298	16,341,866	17,673,298
Commercial insurance inpatient	17,691,144	17,899,876	17,691,144	17,899,876
Uncollectible accounts expense	3,725,199	4,098,800	3,725,199	4,098,800
Other payors	1,355,441	1,791,617	1,355,441	1,791,617
Deductions from revenue	165,862,265	160,350,531	165,862,265	160,350,531
Net patient revenue	\$ 44,168,855	\$ 47,519,822	\$ 44,168,855	\$ 47,519,822
 Gross billed charges by patient type:				
Inpatient	\$ 111,244,255	\$ 109,067,432	\$ 111,244,255	\$ 109,067,432
Outpatient	71,595,344	71,111,719	71,595,344	71,111,719
Emergency room	27,191,523	27,691,201	27,191,523	27,691,201
Total	\$ 210,031,122	\$ 207,870,353	\$ 210,031,122	\$ 207,870,353

**SALINAS VALLEY MEMORIAL HOSPITAL
STATEMENTS OF REVENUE AND EXPENSES
July 31, 2022**

	<u>Month of July,</u>		<u>One months ended July 31,</u>	
	<u>current year</u>	<u>prior year</u>	<u>current year</u>	<u>prior year</u>
Operating revenue:				
Net patient revenue	\$ 44,168,855	\$ 47,519,822	\$ 44,168,855	\$ 47,519,822
Other operating revenue	696,153	1,245,084	696,153	1,245,084
Total operating revenue	<u>44,865,008</u>	<u>48,764,906</u>	<u>44,865,008</u>	<u>48,764,906</u>
Operating expenses:				
Salaries and wages	16,059,151	15,460,007	16,059,151	15,460,007
Compensated absences	2,613,115	2,536,575	2,613,115	2,536,575
Employee benefits	7,218,138	7,644,428	7,218,138	7,644,428
Supplies, food, and linen	6,109,456	5,569,596	6,109,456	5,569,596
Purchased department functions	3,574,378	3,362,230	3,574,378	3,362,230
Medical fees	1,369,093	1,859,620	1,369,093	1,859,620
Other fees	2,355,069	1,211,933	2,355,069	1,211,933
Depreciation	1,891,869	1,808,916	1,891,869	1,808,916
All other expense	1,644,979	1,372,740	1,644,979	1,372,740
Total operating expenses	<u>42,835,248</u>	<u>40,826,045</u>	<u>42,835,248</u>	<u>40,826,045</u>
Income from operations	<u>2,029,760</u>	<u>7,938,861</u>	<u>2,029,760</u>	<u>7,938,861</u>
Non-operating income:				
Donations	1,961,499	166,667	1,961,499	166,667
Property taxes	333,333	333,333	333,333	333,333
Investment income	2,078,830	539,322	2,078,830	539,322
Taxes and licenses	0	0	0	0
Income from subsidiaries	(2,979,073)	(3,618,034)	(2,979,073)	(3,618,034)
Total non-operating income	<u>1,394,589</u>	<u>(2,578,712)</u>	<u>1,394,589</u>	<u>(2,578,712)</u>
Operating and non-operating income	3,424,348	5,360,149	3,424,348	5,360,149
Net assets to begin	<u>859,845,002</u>	<u>810,354,559</u>	<u>859,845,003</u>	<u>810,354,559</u>
Net assets to end	<u>\$ 863,269,351</u>	<u>\$ 815,714,708</u>	<u>\$ 863,269,351</u>	<u>\$ 815,714,708</u>
Net income excluding non-recurring items	\$ 3,424,348	\$ 5,360,149	\$ 3,424,348	\$ 5,360,149
Non-recurring income (expense) from cost report settlements and re-openings and other non-recurring items	<u>0</u>	<u>0</u>	<u>0</u>	<u>0</u>
Operating and non-operating income	<u>\$ 3,424,348</u>	<u>\$ 5,360,149</u>	<u>\$ 3,424,348</u>	<u>\$ 5,360,149</u>

**SALINAS VALLEY MEMORIAL HOSPITAL
SCHEDULES OF INVESTMENT INCOME
July 31, 2022**

	Month of July,		One months ended July 31,	
	current year	prior year	current year	prior year
Detail of other operating income:				
Dietary revenue	\$ 144,759	\$ 136,318	\$ 144,759	\$ 136,318
Discounts and scrap sale	5,867	(40)	5,867	(40)
Sale of products and services	11,562	52,946	11,562	52,946
Clinical trial fees	0	6,976	0	6,976
Stimulus Funds	0	0	0	0
Rental income	175,116	159,321	175,116	159,321
Other	358,849	889,563	358,849	889,563
Total	\$ 696,153	\$ 1,245,084	\$ 696,153	\$ 1,245,084
Detail of investment income:				
Bank and payor interest	\$ 374,090	\$ 64,189	\$ 374,090	\$ 64,189
Income from investments	1,704,739	463,579	1,704,739	463,579
Gain or loss on property and equipment	0	11,554	0	11,554
Total	\$ 2,078,830	\$ 539,322	\$ 2,078,830	\$ 539,322
Detail of income from subsidiaries:				
Salinas Valley Medical Center:				
Pulmonary Medicine Center	\$ (206,606)	\$ (158,662)	\$ (206,606)	\$ (158,662)
Neurological Clinic	(47,117)	(17,644)	(47,117)	(17,644)
Palliative Care Clinic	(76,574)	(111,034)	(76,574)	(111,034)
Surgery Clinic	(92,779)	(118,811)	(92,779)	(118,811)
Infectious Disease Clinic	(26,052)	(33,709)	(26,052)	(33,709)
Endocrinology Clinic	(131,287)	(111,206)	(131,287)	(111,206)
Early Discharge Clinic	0	0	0	0
Cardiology Clinic	(476,829)	(225,771)	(476,829)	(225,771)
OB/GYN Clinic	(276,414)	(330,021)	(276,414)	(330,021)
PrimeCare Medical Group	(534,596)	(2,083,664)	(534,596)	(2,083,664)
Oncology Clinic	(175,694)	(243,559)	(175,694)	(243,559)
Cardiac Surgery	(234,032)	(151,357)	(234,032)	(151,357)
Sleep Center	(38,835)	(42,090)	(38,835)	(42,090)
Rheumatology	(52,980)	(55,451)	(52,980)	(55,451)
Precision Ortho MDs	(226,182)	(98,799)	(226,182)	(98,799)
Precision Ortho-MRI	0	0	0	0
Precision Ortho-PT	(32,994)	(44,237)	(32,994)	(44,237)
Vaccine Clinic	(348)	0	(348)	0
Dermatology	(4,082)	(20,910)	(4,082)	(20,910)
Hospitalists	0	0	0	0
Behavioral Health	(46,097)	(75,508)	(46,097)	(75,508)
Pediatric Diabetes	(45,855)	(42,463)	(45,855)	(42,463)
Neurosurgery	(30,900)	(27,016)	(30,900)	(27,016)
Multi-Specialty-RR	5,799	10,714	5,799	10,714
Radiology	(112,777)	(275,460)	(112,777)	(275,460)
Salinas Family Practice	(110,911)	(38,962)	(110,911)	(38,962)
Urology	(31,021)	0	(31,021)	0
Total SVMC	(3,005,163)	(4,295,620)	(3,005,163)	(4,295,620)
Doctors on Duty	(85,363)	407,147	(85,363)	407,147
Assisted Living	0	0	0	0
Salinas Valley Imaging	0	0	0	0
Vantage Surgery Center	0	23,219	0	23,219
LPCH NICU JV	0	0	0	0
Central Coast Health Connect	0	0	0	0
Monterey Peninsula Surgery Center	104,624	170,827	104,624	170,827
Aspire/CHI/Coastal	(63,635)	(22,570)	(63,635)	(22,570)
Apex	0	17,889	0	17,889
21st Century Oncology	23,876	34,677	23,876	34,677
Monterey Bay Endoscopy Center	46,588	46,396	46,588	46,396
Total	\$ (2,979,073)	\$ (3,618,034)	\$ (2,979,073)	\$ (3,618,034)

**SALINAS VALLEY MEMORIAL HOSPITAL
BALANCE SHEETS
July 31, 2022**

	<u>Current year</u>	<u>Prior year</u>
A S S E T S		
Current assets:		
Cash and cash equivalents	\$ 289,283,079	\$ 334,817,668
Patient accounts receivable, net of estimated uncollectibles of \$31,241,152	84,785,930	72,428,336
Supplies inventory at cost	7,518,119	8,346,798
Other current assets	<u>17,865,297</u>	<u>7,266,265</u>
Total current assets	<u>399,452,426</u>	<u>422,859,066</u>
Assets whose use is limited or restricted by board	<u>150,567,841</u>	<u>144,688,118</u>
Capital assets:		
Land and construction in process	37,299,750	33,745,314
Other capital assets, net of depreciation	<u>200,754,206</u>	<u>209,686,538</u>
Total capital assets	<u>238,053,956</u>	<u>243,431,852</u>
Other assets:		
Investment in Securities	141,950,991	147,418,440
Investment in SVMC	10,305,070	14,022,869
Investment in Aspire/CHI/Coastal	1,580,065	3,680,168
Investment in other affiliates	21,561,281	21,185,802
Net pension asset	<u>1,972,965</u>	<u>1,174,491</u>
Total other assets	<u>177,370,372</u>	<u>187,481,770</u>
Deferred pension outflows	<u>95,401,205</u>	<u>50,119,236</u>
	<u>\$ 1,060,845,800</u>	<u>\$ 1,048,580,042</u>
 LIABILITIES AND NET ASSETS		
Current liabilities:		
Accounts payable and accrued expenses	\$ 60,408,628	\$ 55,865,922
Due to third party payers	29,764,970	61,725,924
Current portion of self-insurance liability	<u>17,216,985</u>	<u>17,131,854</u>
Total current liabilities	107,390,583	134,723,701
Long term portion of workers comp liability	<u>14,058,922</u>	<u>14,556,513</u>
Total liabilities	<u>121,449,505</u>	<u>149,280,214</u>
Pension liability	<u>76,126,944</u>	<u>83,585,120</u>
Net assets:		
Invested in capital assets, net of related debt	238,053,956	243,431,852
Unrestricted	<u>625,215,395</u>	<u>572,282,856</u>
Total net assets	<u>863,269,351</u>	<u>815,714,708</u>
	<u>\$ 1,060,845,800</u>	<u>\$ 1,048,580,042</u>

SALINAS VALLEY MEMORIAL HOSPITAL
STATEMENTS OF REVENUE AND EXPENSES - BUDGET VS. ACTUAL
July 31, 2022

	Month of July,				One months ended July 31,			
	Actual	Budget	Variance	% Var	Actual	Budget	Variance	% Var
Operating revenue:								
Gross billed charges	\$ 210,031,120	\$ 209,636,473	394,647	0.19%	\$ 210,031,120	\$ 209,636,473	394,647	0.19%
Deductions from revenue	<u>165,862,265</u>	<u>161,214,879</u>	<u>4,647,386</u>	<u>2.88%</u>	<u>165,862,265</u>	<u>161,214,879</u>	<u>4,647,386</u>	<u>2.88%</u>
Net patient revenue	44,168,855	48,421,594	(4,252,739)	-8.78%	44,168,855	48,421,594	(4,252,739)	-8.78%
Other operating revenue	<u>696,153</u>	<u>1,374,687</u>	<u>(678,534)</u>	<u>-49.36%</u>	<u>696,153</u>	<u>1,374,687</u>	<u>(678,534)</u>	<u>-49.36%</u>
Total operating revenue	<u>44,865,008</u>	<u>49,796,280</u>	<u>(4,931,272)</u>	<u>-9.90%</u>	<u>44,865,008</u>	<u>49,796,280</u>	<u>(4,931,272)</u>	<u>-9.90%</u>
Operating expenses:								
Salaries and wages	16,059,151	16,019,097	40,054	0.25%	16,059,151	16,019,097	40,054	0.25%
Compensated absences	2,613,115	3,261,549	(648,434)	-19.88%	2,613,115	3,261,549	(648,434)	-19.88%
Employee benefits	7,218,138	7,547,039	(328,901)	-4.36%	7,218,138	7,547,039	(328,901)	-4.36%
Supplies, food, and linen	6,109,456	6,417,896	(308,440)	-4.81%	6,109,456	6,417,896	(308,440)	-4.81%
Purchased department functions	3,574,378	3,491,015	83,363	2.39%	3,574,378	3,491,015	83,363	2.39%
Medical fees	1,369,093	2,026,754	(657,661)	-32.45%	1,369,093	2,026,754	(657,661)	-32.45%
Other fees	2,355,069	2,356,508	(1,439)	-0.06%	2,355,069	2,356,508	(1,439)	-0.06%
Depreciation	1,891,869	1,906,282	(14,413)	-0.76%	1,891,869	1,906,282	(14,413)	-0.76%
All other expense	<u>1,644,979</u>	<u>1,767,161</u>	<u>(122,182)</u>	<u>-6.91%</u>	<u>1,644,979</u>	<u>1,767,161</u>	<u>(122,182)</u>	<u>-6.91%</u>
Total operating expenses	<u>42,835,248</u>	<u>44,793,301</u>	<u>(1,958,053)</u>	<u>-4.37%</u>	<u>42,835,248</u>	<u>44,793,301</u>	<u>(1,958,053)</u>	<u>-4.37%</u>
Income from operations	<u>2,029,760</u>	<u>5,002,980</u>	<u>(2,973,220)</u>	<u>-59.43%</u>	<u>2,029,760</u>	<u>5,002,980</u>	<u>(2,973,220)</u>	<u>-59.43%</u>
Non-operating income:								
Donations	1,961,499	166,667	1,794,832	1076.90%	1,961,499	166,667	1,794,832	1076.90%
Property taxes	333,333	333,333	(0)	0.00%	333,333	333,333	(0)	0.00%
Investment income	2,078,830	129,915	1,948,914	1500.14%	2,078,830	129,915	1,948,914	1500.14%
Income from subsidiaries	<u>(2,979,073)</u>	<u>(3,325,541)</u>	<u>346,468</u>	<u>-10.42%</u>	<u>(2,979,073)</u>	<u>(3,325,541)</u>	<u>346,468</u>	<u>-10.42%</u>
Total non-operating income	<u>1,394,589</u>	<u>(2,695,625)</u>	<u>4,090,214</u>	<u>-151.74%</u>	<u>1,394,589</u>	<u>(2,695,625)</u>	<u>4,090,214</u>	<u>-151.74%</u>
Operating and non-operating income	<u>\$ 3,424,349</u>	<u>\$ 2,307,354</u>	<u>1,116,994</u>	<u>48.41%</u>	<u>\$ 3,424,349</u>	<u>\$ 2,307,354</u>	<u>1,116,994</u>	<u>48.41%</u>

SALINAS VALLEY MEMORIAL HOSPITAL
PATIENT STATISTICAL REPORT
For the month of July and one months to date

	<u>Month of July</u>		<u>One months to date</u>		<u>Variance</u>
	<u>2021</u>	<u>2022</u>	<u>2020-21</u>	<u>2021-22</u>	
<u>NEWBORN STATISTICS</u>					
Medi-Cal Admissions	48	35	48	35	(13)
Other Admissions	93	92	93	92	(1)
Total Admissions	141	127	141	127	(14)
Medi-Cal Patient Days	74	58	74	58	(16)
Other Patient Days	176	141	176	141	(35)
Total Patient Days of Care	250	199	250	199	(51)
Average Daily Census	8.1	6.4	8.1	6.4	(1.6)
Medi-Cal Average Days	1.6	1.6	1.6	1.6	0.0
Other Average Days	1.9	1.6	1.9	1.6	(0.4)
Total Average Days Stay	1.8	1.6	1.8	1.6	(0.2)
<u>ADULTS & PEDIATRICS</u>					
Medicare Admissions	301	394	301	394	93
Medi-Cal Admissions	303	242	255	242	(13)
Other Admissions	392	303	299	303	4
Total Admissions	996	939	855	939	84
Medicare Patient Days	1,327	1,614	1,327	1,614	287
Medi-Cal Patient Days	1,005	1,121	1,005	1,121	116
Other Patient Days	964	1,582	964	1,582	618
Total Patient Days of Care	3,296	4,317	3,296	4,317	1,021
Average Daily Census	106.3	139.3	106.3	139.3	32.9
Medicare Average Length of Stay	3.9	4.1	3.9	4.1	0.2
Medi-Cal Average Length of Stay	2.8	3.7	2.8	3.7	1.0
Other Average Length of Stay	2.7	4.2	2.7	4.2	1.5
Total Average Length of Stay	3.1	4.0	3.1	4.0	0.9
Deaths	20	21	20	21	1
Total Patient Days	3,546	4,516	3,546	4,516	970
Medi-Cal Administrative Days	2	14	2	14	12
Medicare SNF Days	0	0	0	0	0
Over-Utilization Days	0	0	0	0	0
Total Non-Acute Days	2	14	2	14	12
Percent Non-Acute	0.06%	0.31%	0.06%	0.31%	0.25%

SALINAS VALLEY MEMORIAL HOSPITAL
PATIENT STATISTICAL REPORT
For the month of July and one months to date

	<u>Month of July</u>		<u>One months to date</u>		<u>Variance</u>
	<u>2021</u>	<u>2022</u>	<u>2020-21</u>	<u>2021-22</u>	
<u>PATIENT DAYS BY LOCATION</u>					
Level I	224	463	224	463	239
Heart Center	333	431	333	431	98
Monitored Beds	819	642	819	642	(177)
Single Room Maternity/Obstetrics	365	347	365	347	(18)
Med/Surg - Cardiovascular	711	990	711	990	279
Med/Surg - Oncology	280	226	280	226	(54)
Med/Surg - Rehab	405	633	405	633	228
Pediatrics	97	153	97	153	56
Nursery	250	199	250	199	(51)
Neonatal Intensive Care	82	0	82	0	(82)
<u>PERCENTAGE OF OCCUPANCY</u>					
Level I	55.58%	114.89%	55.58%	114.89%	
Heart Center	71.61%	92.69%	71.61%	92.69%	
Monitored Beds	97.85%	76.70%	97.85%	76.70%	
Single Room Maternity/Obstetrics	31.82%	30.25%	31.82%	30.25%	
Med/Surg - Cardiovascular	50.97%	70.97%	50.97%	70.97%	
Med/Surg - Oncology	69.48%	56.08%	69.48%	56.08%	
Med/Surg - Rehab	50.25%	78.54%	50.25%	78.54%	
Med/Surg - Observation Care Unit	0.00%	81.97%	0.00%	81.97%	
Pediatrics	17.38%	27.42%	17.38%	27.42%	
Nursery	48.88%	38.91%	24.44%	19.45%	
Neonatal Intensive Care	24.05%	0.00%	24.05%	0.00%	

SALINAS VALLEY MEMORIAL HOSPITAL
PATIENT STATISTICAL REPORT
For the month of July and one months to date

	<u>Month of July</u>		<u>One months to date</u>		<u>Variance</u>
	<u>2021</u>	<u>2022</u>	<u>2020-21</u>	<u>2021-22</u>	
<u>DELIVERY ROOM</u>					
Total deliveries	133	119	133	119	(14)
C-Section deliveries	38	37	38	37	(1)
Percent of C-section deliveries	28.57%	31.09%	28.57%	31.09%	2.52%
<u>OPERATING ROOM</u>					
In-Patient Operating Minutes	23,418	17,401	23,418	17,401	(6,017)
Out-Patient Operating Minutes	25,717	21,839	25,717	21,839	(3,878)
Total	49,135	39,240	49,135	39,240	(9,895)
Open Heart Surgeries	14	7	14	7	(7)
In-Patient Cases	150	138	150	138	(12)
Out-Patient Cases	253	237	253	237	(16)
<u>EMERGENCY ROOM</u>					
Immediate Life Saving	39	37	39	37	(2)
High Risk	465	497	465	497	32
More Than One Resource	2,623	2,870	2,623	2,870	247
One Resource	1,480	1,901	1,480	1,901	421
No Resources	82	70	82	70	(12)
Total	<u>4,689</u>	<u>5,375</u>	<u>4,689</u>	<u>5,375</u>	<u>686</u>

SALINAS VALLEY MEMORIAL HOSPITAL
PATIENT STATISTICAL REPORT
For the month of July and one months to date

	<u>Month of July</u>		<u>One months to date</u>		<u>Variance</u>
	<u>2021</u>	<u>2022</u>	<u>2020-21</u>	<u>2021-22</u>	
CENTRAL SUPPLY					
In-patient requisitions	16,315	15,295	102,118	105,727	3,609
Out-patient requisitions	6,250	6,730	67,967	63,426	-4,541
Emergency room requisitions	1,375	698	11,273	8,349	-2,924
Interdepartmental requisitions	7,849	7,115	49,644	44,398	-5,246
Total requisitions	31,789	29,838	231,002	221,900	-9,102
LABORATORY					
In-patient procedures	42,107	38,721	253,735	241,589	-12,146
Out-patient procedures	9,286	11,597	76,062	80,263	4,201
Emergency room procedures	9,433	11,145	60,934	76,430	15,496
Total patient procedures	60,826	61,463	390,731	398,282	7,551
BLOOD BANK					
Units processed	318	297	1,996	1,965	-31
ELECTROCARDIOLOGY					
In-patient procedures	1,041	1,068	6,566	6,885	319
Out-patient procedures	349	302	2,706	2,668	-38
Emergency room procedures	1,045	1,148	6,142	7,127	985
Total procedures	2,435	2,518	15,414	16,680	1,266
CATH LAB					
In-patient procedures	64	77	512	607	95
Out-patient procedures	51	71	571	625	54
Emergency room procedures	0	0	1	0	-1
Total procedures	115	148	1,084	1,232	148
ECHO-CARDIOLOGY					
In-patient studies	298	371	2,033	2,406	373
Out-patient studies	138	156	1,262	1,520	258
Emergency room studies	2	1	16	5	-11
Total studies	438	528	3,311	3,931	620
NEURODIAGNOSTIC					
In-patient procedures	140	165	1,109	1,090	-19
Out-patient procedures	24	27	169	164	-5
Emergency room procedures	0	0	0	0	0
Total procedures	164	192	1,278	1,254	-24

SALINAS VALLEY MEMORIAL HOSPITAL
PATIENT STATISTICAL REPORT
For the month of July and one months to date

	Month of July		One months to date		Variance
	2021	2022	2020-21	2021-22	
SLEEP CENTER					
In-patient procedures	0	0	1	0	-1
Out-patient procedures	183	167	1,315	1,153	-162
Emergency room procedures	0	0	0	0	0
Total procedures	183	167	1,316	1,153	-163
RADIOLOGY					
In-patient procedures	1,654	1,429	9,708	8,710	-998
Out-patient procedures	416	356	4,323	2,915	-1,408
Emergency room procedures	1,217	1,382	7,939	8,809	870
Total patient procedures	3,287	3,167	21,970	20,434	-1,536
MAGNETIC RESONANCE IMAGING					
In-patient procedures	105	141	860	890	30
Out-patient procedures	127	77	953	768	-185
Emergency room procedures	14	6	80	49	-31
Total procedures	246	224	1,893	1,707	-186
MAMMOGRAPHY CENTER					
In-patient procedures	2,718	3,550	20,910	24,711	3,801
Out-patient procedures	2,696	3,518	20,790	24,527	3,737
Emergency room procedures	3	0	3	8	5
Total procedures	5,417	7,068	41,703	49,246	7,543
NUCLEAR MEDICINE					
In-patient procedures	12	14	86	94	8
Out-patient procedures	61	78	506	541	35
Emergency room procedures	1	0	4	4	0
Total procedures	74	92	596	639	43
PHARMACY					
In-patient prescriptions	111,491	94,299	636,356	605,331	-31,025
Out-patient prescriptions	10,439	11,319	99,978	104,283	4,305
Emergency room prescriptions	5,342	7,197	36,983	48,996	12,013
Total prescriptions	127,272	112,815	773,317	758,610	-14,707
RESPIRATORY THERAPY					
In-patient treatments	29,606	21,738	156,457	131,478	-24,979
Out-patient treatments	143	981	3,391	7,896	4,505
Emergency room treatments	373	194	1,179	1,583	404
Total patient treatments	30,122	22,913	161,027	140,957	-20,070
PHYSICAL THERAPY					
In-patient treatments	2,256	2,396	16,109	16,284	175
Out-patient treatments	99	170	1,751	2,108	357
Emergency room treatments	0	0	0	0	0
Total treatments	2,355	2,566	17,860	18,392	532

SALINAS VALLEY MEMORIAL HOSPITAL
PATIENT STATISTICAL REPORT
For the month of July and one months to date

	<u>Month of July</u>		<u>One months to date</u>		<u>Variance</u>
	<u>2021</u>	<u>2022</u>	<u>2020-21</u>	<u>2021-22</u>	
OCCUPATIONAL THERAPY					
In-patient procedures	1,445	1,660	9,403	10,682	1,279
Out-patient procedures	74	99	797	1,086	289
Emergency room procedures	0	0	0	0	0
Total procedures	<u>1,519</u>	<u>1,759</u>	<u>10,200</u>	<u>11,768</u>	<u>1,568</u>
SPEECH THERAPY					
In-patient treatments	348	525	2,682	3,077	395
Out-patient treatments	23	28	171	200	29
Emergency room treatments	0	0	0	0	0
Total treatments	<u>371</u>	<u>553</u>	<u>2,853</u>	<u>3,277</u>	<u>424</u>
CARDIAC REHABILITATION					
In-patient treatments	0	0	0	0	0
Out-patient treatments	498	401	2,637	4,268	1,631
Emergency room treatments	0	0	1	0	-1
Total treatments	<u>498</u>	<u>401</u>	<u>2,638</u>	<u>4,268</u>	<u>1,630</u>
CRITICAL DECISION UNIT					
Observation hours	<u>378</u>	<u>344</u>	<u>1,866</u>	<u>2,252</u>	<u>386</u>
ENDOSCOPY					
In-patient procedures	85	78	626	636	10
Out-patient procedures	12	29	159	223	64
Emergency room procedures	0	0	0	0	0
Total procedures	<u>97</u>	<u>107</u>	<u>785</u>	<u>859</u>	<u>74</u>
C.T. SCAN					
In-patient procedures	537	596	3,803	4,027	224
Out-patient procedures	445	281	3,598	2,517	-1,081
Emergency room procedures	433	552	3,208	4,164	956
Total procedures	<u>1,415</u>	<u>1,429</u>	<u>10,609</u>	<u>10,708</u>	<u>99</u>
DIETARY					
Routine patient diets	17,554	21,351	113,154	130,102	16,948
Meals to personnel	19,345	21,421	144,216	152,161	7,945
Total diets and meals	<u>36,899</u>	<u>42,772</u>	<u>257,370</u>	<u>282,263</u>	<u>24,893</u>
LAUNDRY AND LINEN					
Total pounds laundered	<u>99,573</u>	<u>100,531</u>	<u>710,088</u>	<u>689,921</u>	<u>-20,167</u>

PUBLIC INPUT

ADJOURNMENT

*THE AUGUST 2022 PERSONNEL, PENSION
AND INVESTMENT COMMITTEE MEETING
IS SCHEDULED FOR TUESDAY,
SEPTEMBER 20, 2022, AT 12:00 P.M.*